



## Market Analysis

### 15th International Conference on Petro Chemistry and Chemical Engineering

Mehrab Mehrvar

Professor in the Department of Chemical Engineering Ryerson University Canada, E-mail: mmehrvar@ryerson.ca

[Chemicals](#) obtained either directly from cracking (pyrolysis), or indirectly from chemical processing, of petroleum Oil or natural gas. Major [petrochemicals](#) are acetylene, benzene, ethane, ethylene, methane, propane, and hydrogen, from which hundreds of other chemicals are derived. These derivatives are used as elastomers, fibres, plasticizers, and solvents, and as feedstock for production of thousands of other products.

[Process Engineering](#) is a major step in [Petrochemical industry](#) & for the design, construction, maintenance and improvement of large equipment and facilities which are used for processing and producing oil and gas - either onshore or offshore.

#### Market analysis

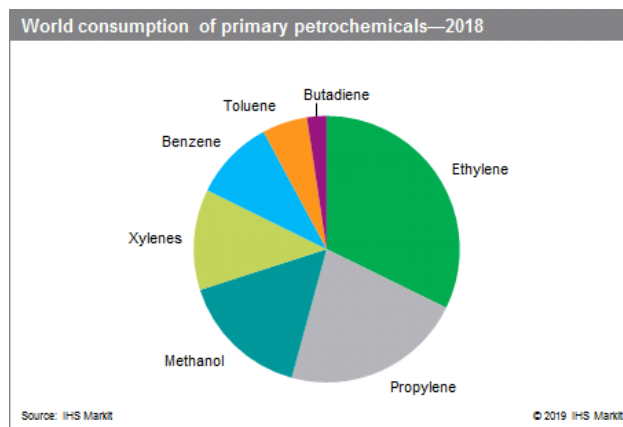
#### Importance and Scope:

[Petro chemistry 2020](#) directs towards addressing main issues as well as future strategies of global energy industry. This is going to be the largest and most promising international conference where petroleum and [chemical industry](#) professionals as well as decision makers will come to discuss and debate on various aspects of the challenges, risks and investment opportunities throughout the complete integrated energy and utilities supply chain. [Petro chemistry 2020](#) will also provide the proper business opportunities and provide an opportunity to make new decisions by meeting decision makers in the energy sector.

With members from around the world focused on learning about [Petroleum and Engineering](#); this is your single best opportunity to reach the largest assemblage of participants from the global petroleum sector. Conduct demonstrations, distribute information, meet with current and potential customers, make a splash with a new product line, and receive name recognition at this two-day event. World-renowned speakers, the most recent techniques, tactics, and the newest updates in the field of [petroleum and chemicals](#) are hallmarks of this conference.

Overview Europe exports \$275 billion of goods each year and is the 17th largest export economy in the world. When you deduct annual imports totalling \$299 billion, it has a negative trade balance of \$23.5 billion.

Europe's GDP is \$1.23 trillion and that produces a GDP per capita figure of \$36,300. The country has been able to increase its yearly export sales over the last five years, with export numbers growing at an annualized rate of 1.72% during this time. [Refined Petroleum](#) The refined petroleum export market is valued at \$412 billion per year and Prague has a 1.9% market share.



#### Petrochemical Consumption Data

[Petrochemicals](#) are an essential part of commodities used in daily lives. They are used in various end-use industries, ranging from manufacturing to consumer goods. Petrochemicals are chemical compounds derived from petroleum and other hydrocarbons, which are obtained from crude oil and [natural gas](#). They are primarily used as chemical building blocks for a variety of materials and applications. Rising demand for petrochemicals in major end-use industries coupled with favourable operating conditions, primarily in the Middle East and Asia Pacific, is expected to drive the global market for [petrochemicals](#) from 2013 to 2030. Demand for bio-based chemicals is increasing due to growing consumer awareness and benefits associated with their usage. Investment in bio-based chemicals in the public sector (including national laboratories and universities) and commercial sector (including large multinational corporations) is anticipated to increase in the near future. Therefore, this trend is estimated to hamper the [petrochemicals](#) market. Additionally, volatility in prices of crude oil & natural gas is likely to inhibit market growth. However, rising shale gas discoveries, primarily in North America (including the U.S. and Canada) is benefitting petrochemical producers, since shale gas is considered a substitute feedstock that is used in the manufacture of [petrochemicals](#).

In contrast to many of their export market destinations, which are predominantly European countries, Czech Republic and Spain exports the largest amount of its refined petroleum to the United States (17%), with the Netherlands (10%) and France (9.1%) being the next biggest destinations.

Europe is the most probably Exporting country for Refined [Petrochemical Products](#) to United States. Czech Republic is showing a rapid development on commodity of Import & Export for the different regions with the different products, but according to Petrochemical and Crude Oil export it still stands out to make the GDP % with higher for Europe region, the only reason is supplying the 17% of Petroleum to United States.

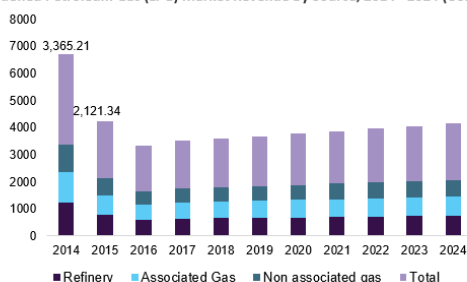
[Petrochemical](#) Markets gives a point by point supply, request and value gauges of the key petrochemical feedstock naphtha alongside a review of the [petrochemicals](#) advertise including ethylene, propylene, benzene, and Para xylene. The administration likewise gives investigation on splitting financial aspects, arbitrage financial matters; refinery and petrochemical office turnarounds and their effects on provincial adjust.

### Regional insights

Asia Pacific is anticipated to drive two-thirds of global [petrochemical](#) demand owing to robust economic growth and increasing domestic consumption. China is the largest consumer of petrochemical products owing to presence of large production facilities and favourable export-oriented government policies. Recent trends in the [petrochemical](#) sector are propelling adoption of cost-effective and non-oil feedstock's, including natural gas liquids (NGLs) and other associated gases. There is a tight demand and supply scenario across Asia owing to significant factors, such as price fluctuation of naphtha and crude oil, and uncertainty in [downstream](#) and upstream investments. Growth of the manufacturing sector in countries, such as India, Thailand, Malaysia, Saudi Arabia, and UAE, has further fuelled demand for base chemicals and polymers.

The market in Europe is expected to witness more outages at cracker and polymer plants over the coming years. The market is expected to be characterized by weak demand for butadiene and oversupply in the methanol market. Recovery of the overall manufacturing sector, coupled with capacity additions in [oil and gas production](#) in the region, is anticipated to drive the market over the forecast period. Presence of major industry participants such as BASF, INEOS, and Shell Chemicals in Europe is anticipated to benefit market expansion. Western Europe is expected to witness steady growth owing to market saturation.

UK Liquefied Petroleum Gas (LPG) Market Revenue By Source, 2014 - 2024 (USD Million)

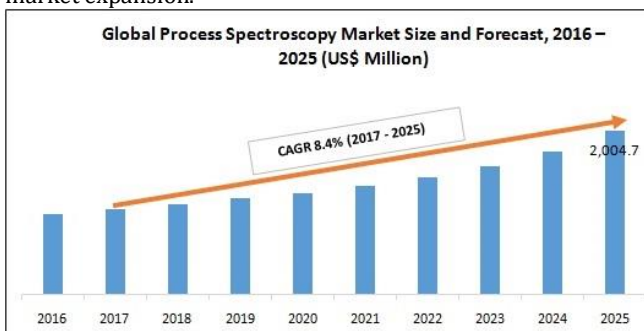


[Petrochemical industry](#) comprises companies that operate by this industry engages in refining crude petroleum into refined petroleum. Petroleum refining involves fractionation, straight distillation of crude oil and cracking. Concern over environmental issues, with sustainability in particular a matter of concern; the petrochemical market is meeting resistance in developing countries. In developed countries, however, sustainability constitutes less of an obstacle to market expansion. According to Vision gain, [petrochemical](#) development between 2012 until 2022 will depend in large part on emerging economies. These markets will witness a steep rise in value, causing suppliers to focus their efforts on developing economies instead of developed economies. But, meanwhile, in more mature markets, innovation will prove a key point between competitors seeking to maintain and increase market share in these regions. Innovation will mostly be focused on cutting costs and boosting efficiency.

This industry manufactures [petrochemicals](#), which are chemicals derived from refined petroleum or liquid hydrocarbons. Key products include ethylene, benzene, propylene, toluene, styrene, xylene, butylene, ethyl benzene and cumene. These products are used in the production of consumer products, automotive components and various durable and non-durable goods.

According to Vision gain, the global [petrochemical industry](#) has entered a transition phase, with a large degree of expansion forecast between 2012 and 2022. Competition from Middle Eastern market players is also expected to fuel this change, particularly when coupled with the impact of the European crisis. During the end of 2012, the industry generated and exceeded the revenue value \$609 billion which was estimated earlier. According to IBIS World, the [petrochemical](#) manufacturing industry faced significant volatility over the last five years, but the improving economy will pave the way for growth as downstream demand improves.

Domestic operators will continue to face obstacles, as increased input costs affect prices and performance. However, heightened demand and continuing dependence on [petrochemicals](#) will benefit industry firms. Concern over environmental issues, with sustainability in particular a matter of concern; the [petrochemical](#) market is meeting resistance in developing countries. In developed countries, however, sustainability constitutes less of an obstacle to market expansion.



Some of the major industry players in [petrochemical](#) industries are BASF in Germany, Dow chemical, ExxonMobil Chemical in USA, Saudi Basic Industries Corporation in Saudi Arabia, INEOS in UK, LyondellBasell Industries in Netherlands, Sumitomo Chemical in Japan and Formosa Plastics Corporation in Taiwan. Customers settle on certain choices in view of significant understanding from HIS Energy's top to bottom learning of market powers and political improvements that drive petrochemical feed stock advertise joined with profound quantitative detail and broad industry encounter.

In the US there are 170 major [chemical companies](#). They operate internationally with more than 2,800 facilities outside the U.S. and 1,700 foreign subsidiaries or affiliates operating. The U.S. chemical output is \$750 billion a year. The U.S. industry records large trade surpluses and employs more than a million people in the United States alone. The [chemical industry](#) is also the second largest consumer of energy in manufacturing and spends over \$5 billion annually on pollution abatement. In Europe the chemical, plastics and rubber sectors are among the largest industrial sectors. Together they generate about 3.2 million jobs in more than 60,000 companies.

Since 2000 the chemical sector alone has represented 2/3 of the entire manufacturing trade surplus of the EU. The [chemical industry](#) has shown rapid growth for more than fifty years. The fastest growing areas have involved the manufacture of synthetic organic polymers used as plastics, fibres and elastomers. Historically and presently the [chemical industry](#) has 380 3134 13523 Companies Chicago USA Globe been concentrated in three areas of the world, Western Europe, North America and Japan (the Triad). The European Community remains the largest producer area followed by the US and Japan.