



## Improvements in the Performance of the Base Station Antenna Due to the Use of Mimo in a Mobile Communication System

Ravi Shankar Saxena<sup>1\*</sup>, TS Karthik<sup>2</sup>, Arempula Sreenivasa Rao<sup>3</sup>, C Bala Subramanian<sup>4</sup>, Dhruva Anantha Datta<sup>5</sup>, and YMd Riyazuddin<sup>6</sup>

### Abstract

Space-Division Multiple Access (SDMA) is a telecommunications device that allows the access point to connect concurrently using more mobile users. Each foundation network's capacity effectively segregates different applications geographically relies upon pairing cross-relations among the devices' stream bundles (the multi-connection).

Throughout this article, we present an optimized null guidance channel toward the Orthogonal Frequency- Multiplexing Division (OFDM) division system, which lowers the inter-user correlation and the near-distant issue, which significantly improves system performance. Numerous multi-antenna configurations of access points are being deployed throughout this time in a given region. Every other antenna interacts only with the core network through coaxial cable connections and all data transmission preprocessing is done at the transmitter. Cross subscribers are aside from the high, whereby the OFDM indication exclusively serves a fraction of customers. All supplied users are chosen based on a cross-functional and cross interrelationship mechanism. Because the distribution of the grids around the clients also regulates the specific medium which reduces the impact of such near-far issues significantly. Every customer's transmission rate is considered to be interrelated and the form of a contract is disbursed. Different information representations exhibiting good reproducibility and excellent overall data throughput may be dynamically duplicated within each user around each OFDM frequency.

**Keywords:** MIMO; OFDM; SDMA; ROF; Null steering downlink

### Introduction

Multi-Input And Multi-Output (MIMO), modulation dynamic spectrum polarisation (OFDM), Radio-Over-Fiber (ROF), and multimedia extra room division (SDMA) systems are four key components associated to deliver very temporally effective wireless communication and thus fulfill the high-speed requirements of wireless technologies in subsequent generations I.

Electromagnetic MIMO systems use micro intensity modulations that

provide an improved set of attributes with a considerable improvement in network lifetime. Increasing growth is accomplished by utilizing sophisticated pattern recognition techniques that take advantage of spatial multiplexing require extra transmitted amplitude or frequency, for example, BLAST [1,2].

OFDM is a multi-carrier module defined for many communication networks including audio signals and requirements applicable (DVB), Europe made HIPERLAN 2 (US IEEE 802.11a), and japan made MMAC. OFDM's primary benefit is its resilience towards specific bandwidth transmission schemes, which is achieved by transforming the network into multiple multipath subchannels. Integrating OFDM with MIMO offers outstanding resource utilization via the use of variation between both spectrum and location dimensions [3].

radio-over-fiber transmissions consist of several spectral efficiencies dispersed about a sensor node and linked by optical communication to an access point [4,5]. During a wireless channel, a Radio Frequency (RF) component regulates database information that activates a piezoelectric transducer. Analytic transmission of the radio frequency signal through the fiber to an antenna's position would be only necessary for spectroscopic adapters and radio frequency-amplifiers [6,7]. Such complex integrated architecture is uncomplicated since radiofrequency frequency converting or specialized reception machinery is not required at transmitter sites and enables for the distribution of a changeable radio frequency carrier and/or an OFDM subsidiary from conventional wisdom transmitting place.

Multiplexing technique SDMA is a telecommunications technology that allows many mobile devices to concurrently connect the same core network in almost the same range of frequencies with very minor modifications with everyone. In far too many publications, different SDMA technologies were suggested. Nishimura et al. studied two SDMA techniques, and the overall creation of content that optimizes the quality of the sound to be transmitted to the recipient (MRC) as well as a zero guidance technique [8]. Zero directing has been proven to provide improved advantages over beamed directing. Rim suggested an SDMA integrated MIMO method, which would convey large quantities of data towards each various reason simultaneously over the flattened, decreasing, rich dispersion channel [9]. Choi et al. created a transmit power from before the technology which decomposes random variables smooth MIMO multipath environment disappearing broadcasts into several simultaneous independent member MIMO downlinks [10]. Spencer et al. invented a technology that technique several co Mimic the natural, enabling each number of co-client to collect large quantities of data upon every channel [11].

Very few of the SDMA experiments listed before examined connected pathways or the relatively close conundrum, although both are significant problems that must be considered. For instance, interpersonal and inter causal relationships seen between identity and image sample covariance matrix may significantly decrease the accessible frequency of spatiotemporal sub channels shall be bound rank [12]. Another major association problem for SDMA technologies is now the combined cross-relation in between cable equations of several android platforms in special occurrence usually the case whenever users were situated nearby. Such based on cross-correlation

\*Corresponding author: Saxena RS, Professor, Department of Electronics and Communication Engineering, GMRIIT, Rajam, Srikakulam, India, E-mail: ravishankar.s@gmriit.edu.in

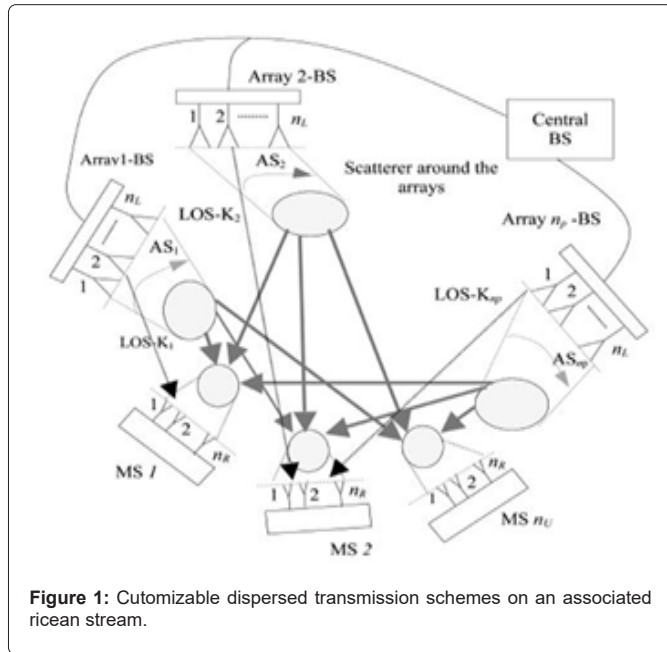
Received date: August 31, 2021 Accepted date: September 15, 2021  
Published date: September 22, 2021

issue may severely impair the effectiveness of the Showed significant inhibitory technologies listed previously.

This same near-existing issue arises because consumers are situated at various distances between the transmitters of the professional and non-core network. That causes significant discrepancies in the electrical generation network matrix multiplication benefits that comprise the whole network module, visible to all subscribers via the transmitter Unpredictable, which usually results in SDMA deterioration Functionality of the equipment. Distribution of the electromagnetic cell tower Individual combinations would enhance the overall balancing multichannel array, which significantly reduces the Almost-far dilemma. This was also demonstrated that the distribution of such interpersonal and inter access point higher frequencies also would diminish relationships [13] among the interactions. Seems like every symbol tone of the OFDM Recognizes by each customer a distinct channel, a grouping arrangement of participants (within every tone) exhibiting the lowest interactions in pairs reduces the cross-functional and cross merge issue significantly. This article deals with these issues and offers a system dealing with internal and cross connectivity and almost-far dilemmas. The article is structured as follows during Part II, the ricean-related smartphone pathway model has been developed. Chapter 3 shows the enhanced SDMA architecture supporting directional antennas customers of multi-antenna. Chapter 4 gives findings of the modeling and discourse. Lastly, chapter 4 provides the findings.

### Channels Feature

This technique is illustrated in the Figure 1. There Are Transmitter



configurations, all with a power line adapter dispersed Fundamentals of transmitters. Several tablets are situated at low altitudes (5–20 m) over the surface for illustration in the highway pole or building. Buildings or are linked to a centralized controller using an optical cable in which

all signals are processed. Every mobile transmitter (user) transmitters. Transmissions a version of this kind is suitable for Manhattan microcell type representation of the mimo-OFDM system, every customer has now become comprised of transmit antennas Includes user devices. Transmission bandwidth among the transmitters If either of the transmitters of the reference node wavelength and developed a semi is supposed to imply that throughout communication the bandwidth stays constant a documents related. Data block knowledge about the set of shared CSI is presumed understood at access point by using an ethernet should provide characteristics of the bandwidth acquired throughout broadcasting data transmission repetitions of teaching. About declining facts, any particular tone inside the modulation scheme is supposed to just have a slow fading concentration of ricean. Overall power output delivered harmonics for both the specific bandpass filter inside the frequency domain site is believed to be the same. From location to location, average power the ricean component and indeed the relationship between antenna elements will vary due to various route inefficiencies, shadows, and dispersal Areas surrounding the antennae. The Mentoring element a probability density function equation is derived. The relationship connections between both stations are dependent on those same disperse surroundings like angular spreading, directional spectra, and also the orientation of the stage's take-off or landing and architecture of transmitters (layout of terminals or the distance among both them).

Researchers illustrate the selected available bandwidth by a taped connections delayed line. Every tapping is shown as the previously stated network structure taking into consideration. The distribution of electricity delay, route degradation, and indeed the -factor about each collection the customer's frequency network tap lattice is shown as

$$G_m = [G_{m,1} \ G_{m,2} \ G_{m,3} \ \dots \ G_{m,n}]$$

$$G_{l,p} = \begin{cases} PDP_i P L_p \left( \sqrt{\frac{K_p}{K_p+1}} \beta_{LOS_p} G_{LOS_p} + \sqrt{\frac{1}{K_p+1}} \beta_{NLOS_p} G_{NLOS_p} \right) \\ PDP_i P L_p \beta_{NLOS_{j,p}} G_{NLOS_{j,p}} \end{cases}$$

If l=0

If l≠0

What is the simulation connection between all the th array as well as transmitters of the user, PDP (Note (2) it at the lower left of the page). Each amplification of some kind of the standardized modulation characteristic, is really a route degradation for something like the ninth basket signaling to the user, is a ricean major consideration for said the extensive range, but are probability density function endogenous numbers which are a reflection of the LOS and indeed the connection parts and The 'GNLOS' communication matrix multiplication are 'nR' and 'nL', alternatively amongst path array and LOS customer and diffraction network constituents? Every G<sub>l</sub>, p matrix has distinct K-factors, implications of trajectory, and occlusion. Average channel models PL<sub>p</sub> relies on the proximity between some of the users and now the assortment, expected to be spread evenly over (D<sub>min</sub>, D<sub>max</sub>). This same average power characteristic is predicated on the intermediate model of the SUI-3 Stanford University [14].

The GLOS, p (2) matrix is represented as [15].

$$G_{LOS,p} = \exp \left\{ -\frac{j2\pi d_p}{\lambda} \right\} e_R(\Omega_{R,p}) e_T(\Omega_{T,p})^H$$

Where ‘μ’ is the operator’s bandwidth, ‘dp’ is the separation among both transmitted pth operational amplifier 1 and reception antennae1, ( $\Omega_{r,p} = \cos(\phi_{r,p})$ ) is a receiving bidirectional (solid) cosine of  $t_p = \cos(5-0t_p)$  is a unidirectional cosine sent, with the absorption coefficient of the LOS component on the begin receiving bandpass filter (initial direction, DoA) and also the attenuation coefficient of the LOS component according to transmitting bandpass filter (migration orientation, DoD). And therefore are space identifiers of the unit (indicating variations in the induced signal phases. The various antennas) correspondingly at the receiving and transmitting arrays. Both are provided by Sridharan [15].

In a broad sense, the involvement of a LOS module reduces the modulation program’s superstring theory capacity (whenever the LOS module is opposed does the throughput obvious improvement of the power and influence of that same LOS module), but again the LOS module mainly appears that the very first squeeze specific medium (transactions are ricean), whereas the interrupted faucets are rayleigh principles of lights. Because the LOS module has a lesser impact the greater the postponement distribution of a gain - bandwidth characteristic. Transmitters broadcasting to a bandpass filter exclude schematic are displayed in Figure 2.

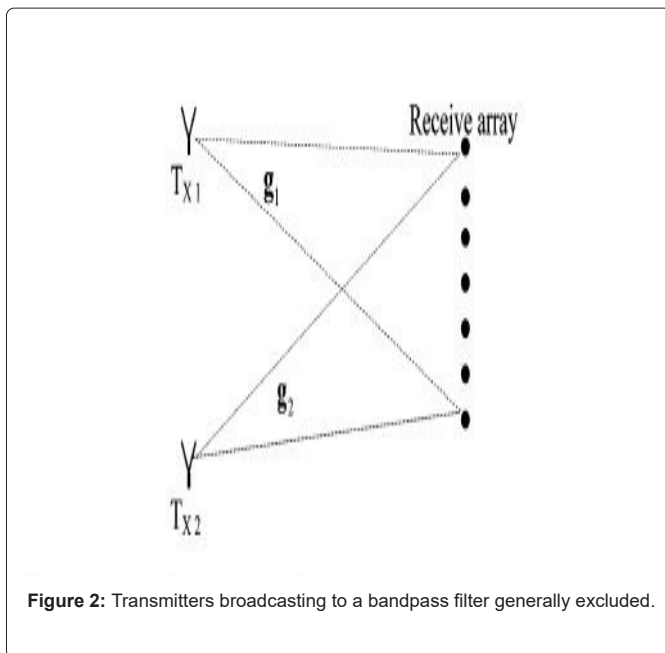


Figure 2: Transmitters broadcasting to a bandpass filter generally excluded.

### Customizable Down Site Null Steering in a MIMO with Ofdm Coupled Module

In some kind of a multiplexing dissemination situation, two kinds of associations must be considered: the interaction here between components within each user’s transmitted signal and indeed the relationship here between subscriber’s kernel function and the broadcast composite of other users. Towards being able to geographically differentiate users (through SDMA methods), respective link matrix multiplication should be less coupled. If

multiple users have become comparable to one another and the reference station’s transmitters are co-located, everyone’s broadcast matrix multiplication is almost certain to be strongly linked. However, whereas if the reference station’s transmitters are scattered as storage systems and therefore only customers with decreased co-occurrence cross causal relationships are shortlisted in each demeanor, the data quality will indeed be considerably higher.

### The OFDM Signal Concept

Everyone aims to dynamically multiplex as many messages as the score from every subscriber’s effective kernel function from each consumer, which could be accomplished via, though without interfering with other clients. Only certain users get the same indications.

The negligible restriction is implemented in Equations (1-3). This implies that any signal sent to a client is nullified, different users together with intention of weighing the sent information, make a block kernel function, which will be the efficient sequence. The ground station displays a specific medium to all subscribers to the required restriction of zero interfering this system’s effectiveness. Because previously stated, zero guidance is dependent on inter-user communication, and also transverse connections, including the dispersion of the principal components of the multiple antennas, are in the same place, then separate signals will be received. The data blocks of smartphone subscribers will result in a bad user experience.

As a result, the approaching issue arises. On either hand, expanding the ground station spatial multiplexing, on the other hand, lowers the cost. Increasing eigenvector distribution of results in more proportional energy conversion gains, therefore, results in the improvement of substantially. This zero guidance system is a mechanism that steers you in the wrong direction and the same limited bandwidth matrix observed through this information paradigm is used to horizontally multiplex, which seems to be the nth user. The nth user may have a limited of rating transmit antennas. This may be accomplished by social media advertising the user’s function that maps discrete cosine compression of is used.

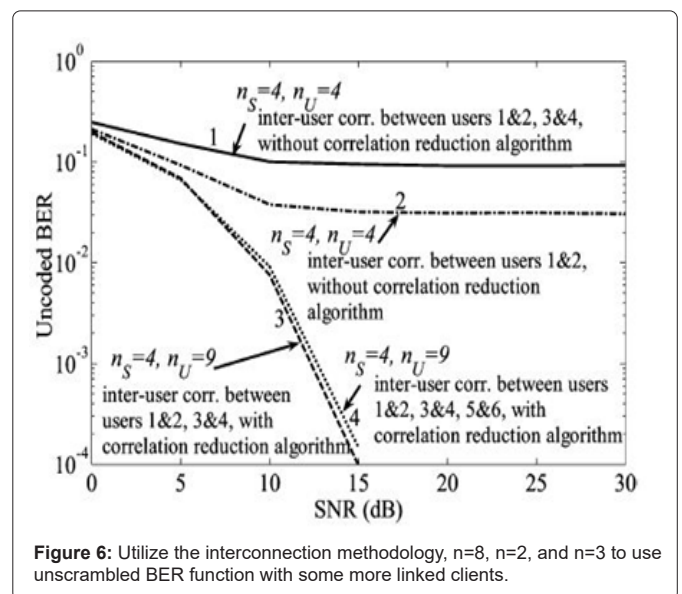
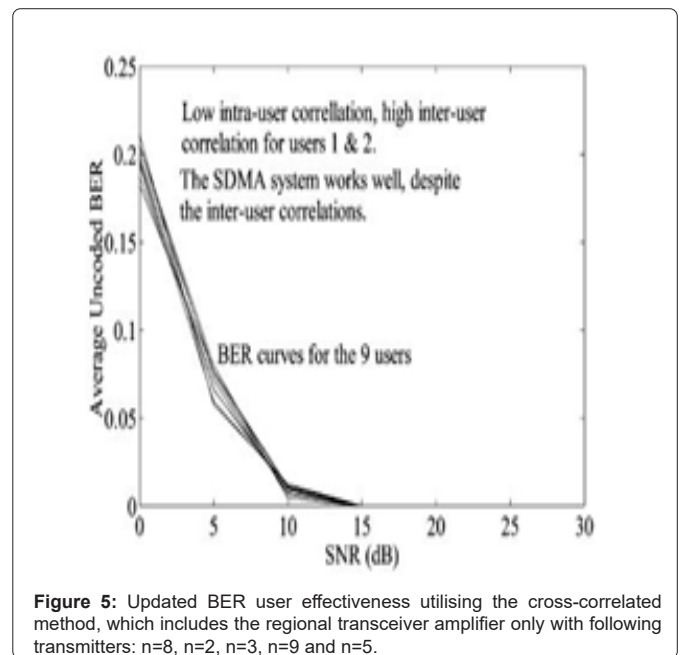
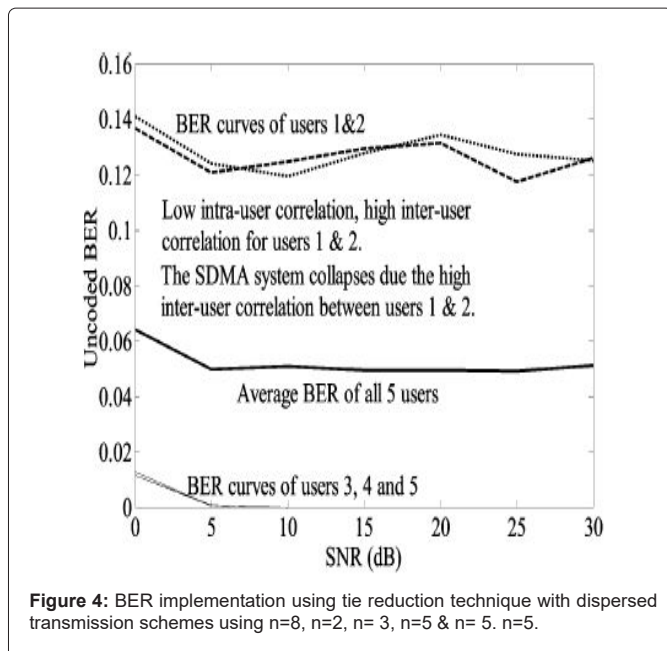
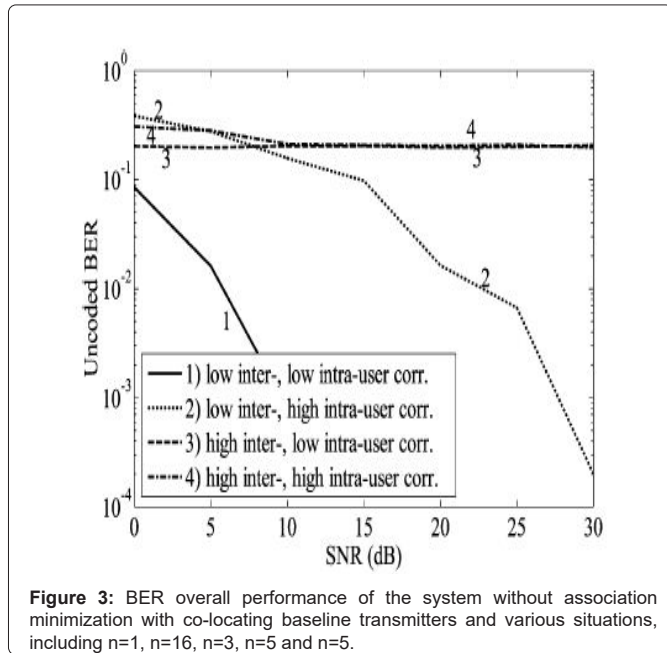
Whereas if access point transmitters were being professional and non-mostly on reference network’s glass platform, three issues are likely to arise: a high nearest neighbor cause and effect relationship respectively subscribers’ broadcast formulations that are comparable to one another and, an imbalance overall efficiency structure due to the relative problem, and potential danger of minimal position and high customization of However, if the access point transmitters are spread, instead of connecting with a small statement, the users would interface with a larger temporal position. The adverse consequences of the near-far issue are reduced as a result, although the inter-user interaction may still be significant for users who are nearby to each other. Another inter separation technique is suggested to decrease this interaction and enhance the geographical dimensionality including its consumers. The manufacturers are trying to reduce the errors in the form of heat through different processing technique [16-18]. It is useful to maintain the Signal to noise by long time period.

### Algorithms for Bridge Minimization

Researchers only provide a subgroup of consumers from the entire set of users from every frequency of the OFDM signal. These consumers for whom the multichannel matrix elements for this kind of tone have all the minimum interpersonal crossover interactions are selected as the subgroup. The proposed formula does all this.

Instead, every subscriber will indeed be allocated to a separate group as a result of this approach. Amount of OFDM frequencies. A way that guarantees rights in accordance distance is required for the SDMA method to function effectively. The entire following equation should be minimized to those customers who have already been committed towards this tone should be included.

The proposed correlation reduction algorithm for BER performance for the different users and antennas is displayed in Figure 3 to Figure 6.



## Conclusion

Designers present an SDMA coupled with a MIMO-OFDM system that dynamically enables users to access many digital signals in each help maximize for each customer based on neutral guiding, even though the individuals' channel arrays viewed by different OFDM frequencies are substantially highly associated. Through decreasing the interaction between both the channel vectors of subscribers that sharing this very same OFDM tone, a bridge minimization method is developed that enables the system to utilize the expanded space

dimension (by spreading access point intensity modulation) and the spatial domain (the OFDM tones). The algorithm results indicate that all mobile users' performance has improved significantly while retaining high system throughput and appropriate fairness. This uninitialized guidance software's capacity to minimize interpersonal and intervention and decrease the impact of the near-far issue produced by a diverse variety of route loss variations among users improves as the number of matrices and transmitters surrounding the consumer's increases.

## References

1. Foschini G (1996) Layered space-time architecture for wireless communication in a fading environment when using multiple antennas. *Bell Lab Tech J* 1: 41–59.
2. Foschini GJ, Gans MJ (1998) On limits of wireless communications in a fading environment when using multiple antennas. *Wireless Pers Commun* 6: 311–335.
3. Bolcskei H, Gesbert D, Paulraj A (2002) On the capacity of OFDM based spatial multiplexing systems. *IEEE Trans Commun* 50: 225–234.
4. Haroun Gouin F, Afez R (2003) Experimental study of 802.11a WLAN over optical fiber in proc eur microwave conf munich ger.
5. Al-Raweshidy H, Komaki S (2002) Radio over fiber technologies for mobile communications networks 1st ed. norwood MA: Artech house 462.
6. Wu JS, Wu J, Tsao HW (1998) A radio-over-fiber network for micro-cellular system application. *IEEE Trans Veh Technol* 47: 84–94.
7. Deepthi T, Balamurugan K, Uthayakumar M (2021) Simulation and experimental analysis on cast metal runs behaviour rate at different gating models. *Int J Eng Syst* 12: 156-64.
8. Devaraj S, Malkapuram R, Singaravel B (2021) Performance analysis of micro textured cutting insert design parameters on machining of Al-MMC in turning process. *Int J Lightweight Mater Manuf* 1: 210-7
9. Garigipati RK, Malkapuram R (2020) Characterization of novel composites from polybenzoxazine and granite powder. *SN Applied Sciences* 2: 1-9.
10. Yarlagaadada J, Malkapuram R (2020) Influence of carbon nanotubes/graphene nanoparticles on the mechanical and morphological properties of glass woven fabric epoxy composites. *INCAS Bulletin* 1: 209-18.
11. Rama Krishna M, Tej Kumar KR, DurgaSukumar G (2018) Antireflection nanocomposite coating on PV panel to improve power at maximum power point. *Energy Sources A: Recovery Util Environ Eff* pp: 40:1-8
12. Yarlagaadada J, Malkapuram R, Balamurugan K (2021) Machining studies on various ply orientations of glass fiber composite. In *Advances in Industrial Automation and Smart Manufacturing* pp: 753-769.
13. Ezhilarasi TP, Kumar NS, Latchoumi TP, Balayesu N (2021) A secure data sharing using IDSS CP-ABE in cloud storage. In *Advances in Industrial Automation and Smart Manufacturing* pp: 1073-1085
14. Mishra P, Jimmy L, Ogunmola GA, Phu TV, Jayanthiladevi A, et al. (2020) Hydroponics cultivation using real time iot measurement system. *J Phys Conf Ser.*1712: 012-040
15. Sridharan K, Sivakumar P (2018) A systematic review on techniques of feature selection and classification for text mining. *Int J Bus Inf Syst* 28: 504-518.
16. Arunkarthikeyan K, Balamurugan K (2020) Studies on the effects of deep cryogenic treated WC– co insert on turning of Al6063 using multi-objective optimization. *SN Applied Sciences.* 2: 1-14.
17. Arunkarthikeyan K, Balamurugan K (2021) Studies on the impact of soaking time on a cryogenic processed and post tempered WC-Co insert materials today proceedings 44: 1692-1699.
18. Arunkarthikeyan K, Balamurugan K (2021) Graph theory and matrix approach for machinability enhancement of cryogenic treated cobalt bonded tungsten carbide inserts. *Int J Heat Technol.*

## Author Affiliations

[Top](#)

<sup>1</sup>Department of Electronics and Communication Engineering, GMRIT, Rajam, Srikakulam, India

<sup>2</sup>Department of Electronics and Communication Engineering, Aditya College of Engineering and Technology, Surampalem, India

<sup>3</sup>Department of Electronics and Communication Engineering, Annamacharya Institute of Technology and Sciences, Batasingaram, Hayathnagar, Hyderabad, Telangana, India

<sup>4</sup>Department of Computer Science and Engineering, Kalasalingam Academy of Research and Education, Krishnankoil, Tamilnadu, India

<sup>5</sup>Department of Electronics & Communications Engineering (Avionics), Indian Institute of Space Science and Technology, Thiruvananthapuram, Valiamala, Kerala, India

<sup>6</sup>Department of Computer Science and Engineering, School of Technology, GITAM Deemed to be University, Hyderabad, India

## Submit your next manuscript and get advantages of SciTechnol submissions

- ❖ 80 Journals
- ❖ 21 Day rapid review process
- ❖ 3000 Editorial team
- ❖ 5 Million readers
- ❖ More than 5000  Facebook
- ❖ Quality and quick review processing through Editorial Manager System

Submit your next manuscript at • [www.scitechnol.com/submission](http://www.scitechnol.com/submission)