



Exploring the Frontier of Semiconductor Technologies: Innovations, Sustainability and Future Opportunities-A Review

Luckman Aborah Yeboah^{1,2*}, Peter Oppong Agyemang^{3,4}, Ayinawu Abdul Malik^{1,5}, Prince Sarfo Acheampong², Joseph Arko Morgan⁶, Rose Akua Adwubi Addo² and Boris Williams Henyo²

¹Department of Material and Engineering, College of Engineering, Kwame Nkrumah University of Science and Technology, Kumasi, Ghana

²Department of Agricultural Engineering, School of Engineering Sciences, University of Ghana, Legon-Accra, Ghana

³Department of Physics/Theoretical Physics, School of Physics and Astronomy, University of Glasgow, Scotland, United Kingdom

⁴Department of Physics, College of Science, Kwame Nkrumah University of Science and Technology, Kumasi, Ghana

⁵Department of Materials Science and Engineering, School of Engineering of Matter, Transport and Energy, Arizona State University, Tempe, United States of America

⁶Department of Materials Engineering, School of Engineering Sciences, University of Ghana, Legon-Accra, Ghana

*Corresponding author: Luckman Aborah Yeboah, Department of Material and Engineering, College of Engineering, Kwame Nkrumah University of Science and Technology, Kumasi, Ghana; E-mail: luckmany65@gmail.com

Received date: 18 September, 2024, Manuscript No. JNPGT-24-148219;

Editor assigned date: 23 September, 2024, PreQC No. JNPGT-24-148219 (PQ);

Reviewed date: 08 October, 2024, QC No. JNPGT-24-148219;

Revised date: 11 January, 2025, Manuscript No. JNPGT-24-148219 (R);

Published date: 18 January, 2025, DOI: 10.4172/2325-9809.1000440.

Keywords: Semiconductor; Microchip; Hardware; Sustainability; Transistors; Manufacturing

Introduction

Semiconductors are the essential components of electronics and technology. Since the invention of transistors, these solids have brought revolution in electronics because of their unusual properties [1]. Semiconductors are breakthrough technology with significant potential to drive innovation in modern technology *i.e.*, electronics, renewable energy, and other industries [2]. From early transistors to modern integrated circuits (Figure 1), the Semiconductor industry has transformed global communication and data-processing powers [3]. This industry growth is exponential, with electronic chips being a major constituent in system solutions and serving as drivers for innovation and applications such as GPS positioning or robocab [4].

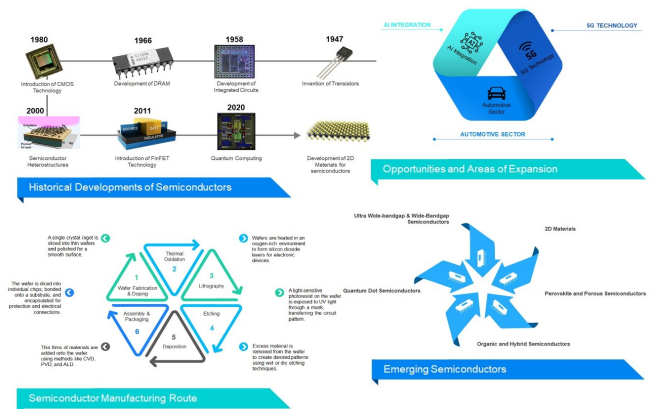


Figure 1: Graphical abstract.

Diodes and transistors are semiconductor devices that are crucial for contemporary technologies in developing functionalities from smartphones, computers, to medical equipment. Since they are built on semiconductor materials such as silicon, their nature allows for efficient power conversion and signal modulation. The applications of diodes involve rectification; thus, they convert Alternating Current (AC) to Direct Current (DC), which is critical for powering an electronic device [5]. They are applied to communication systems, where they help in the modulation of signals for transmission [6]. Transistors basically act as switches and amplifiers and are building blocks of integrated circuits that are applied to most electronic devices [7]. The ability to alter semiconductor properties through doping enhances transistor performance, allowing for the creation of various electronic components. The applications of semiconductors are still growing through developments in artificial intelligence, nanotech, and quantum computing that have spread their use to other fields such as healthcare and energy. The study and development of semiconductors are important as they make up the foundation on which technological enhancements are built in a bid to enhance multiple sectors. It is critical for people inclined to make a difference in contemporary electronics, energy, or communication to have knowledge about semiconductors [8].

Abstract

Semiconductor technology is the backbone of modern innovations, propelling technological advancements in industries such as electronics, renewable energy, telecommunications, and health-related fields. This review expatiates the fundamental properties and working principles of semiconductor materials that determine device performances, while also tracing the historical trajectory of these technologies from the inception of the transistor to pioneering developments, such as tunnel gate transistors and 2D materials like graphene. Specific challenges such as material constraints, manufacturing complexities, and environmental impacts are highlighted. In response to such challenges, measures for the improvement of sustainability, energy saving, and waste minimization in production are discussed. The research also responds to the extended effects of globalization, including the disruptions like COVID-19 pandemic, on supply chain and emphasizes on the importance of developing resilient production frameworks for future growth. Additionally, this work highlights emerging technologies, including quantum computing, artificial intelligence integration, and nanotechnology, which are poised to redefine data processing and storage. The research vindicates the necessity of innovation and sustainability as the key motivators for enhancing the capabilities of semiconductors and global technology.

Semiconductor development focuses on long-term sustainability, continuous innovation, and improved functions at lower costs: The industry has evolved from microcomputers to mobile phones; now towards Nano electronics for even greater functionalities. The industry is however challenged by the recent global chip shortage attributed to the COVID-19 pandemic outbreak. This shortage has highlighted the importance of semiconductor production in global supply chains and the need for resilience in this critical industry. Despite these obstacles, emerging technologies like tunnel gate transistors and graphene promise further innovations in the field [9].

Literature Review

Semiconductor fundamentals

Semiconductors

Semiconductors are a type of material that possess electrical conductivity between the insulators and conductors used in most electronics. Semiconductors are crystalline solids, which can be characterized by a filled valence band and an empty conduction band with their resistivity alterable. Silicon is the most used semiconductor example because of its properties, which are very suitable for electronic applications. Other examples of semiconductors in use include Germanium (Ge) and Tin (Sn) as single semiconductors, while Gallium Nitride (GaN), Silicon Carbide (SiC), and Gallium Arsenide (GaAs) are compound semiconductors. Their ability to conduct electricity can vary significantly based on external conditions such as increased temperature or the presence of specific impurities (dopants) added to it. These external conditions allow them to control electrical current effectively, making them essential in electronic devices like diodes, transistors, and integrated circuits.

The semiconductor conductivity is also strongly influenced by any impurities; interestingly, it has been observed that certain materials exhibit an increase in the level of their conductivity by being less pure. Planar defects in semiconductors, such as stacking faults in Indium Phosphide (InP) can dramatically increase resistivity and depress currents at low voltages. However not all defects affect electrical properties equally; for instance, rotational twin planes in InP have minimal impact.

The energy gap between valence and conduction bands also influences conductivity, with larger gaps resulting in lower natural electronic conductivity at ordinary temperatures. Semiconductors are also sensitive to illumination/optical excitation (intensity of infrared, visible light, ultraviolet, or X-rays), magnetic fields, current, or voltage applied to a control electrode, which can affect their conductivity. These factors collectively determine the complex behavior of current flow in semiconductors.

Semiconductor basics

The major two types of semiconductors are intrinsic and extrinsic semiconductors.

Intrinsic semiconductors consist of only one type of atom, typically Silicon (Si) or Germanium (Ge) in a crystalline structure (Figure 2). Conductivity arises solely from thermal generation or recombination of electron-hole pairs. Electrons and holes are present in equal numbers. Conductivity is poor compared to extrinsic semiconductors.

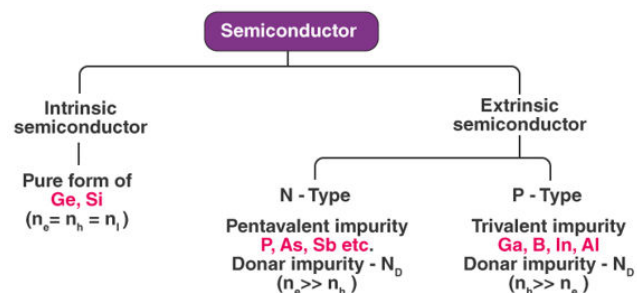


Figure 2: Semiconductor types; Classification of semiconductors into intrinsic (pure Ge, Si) and extrinsic (n-type with pentavalent impurities like P, As, Sb, and p-type with trivalent impurities like Ga, B, In, Al).

Extrinsic semiconductors are derived from intrinsic semiconductors by adding impurities, a process called doping. Doping significantly increases the concentration of charge carriers, greatly improving conductivity. Extrinsic semiconductors are further classified into two; N-type semiconductors and P-type semiconductors (Figure 2). N-type semiconductors are doped with pentavalent impurities like phosphorus or arsenic, resulting in electrons as majority charge carriers. One extra electron from the dopant is freed, becoming a free electron for conduction. P-type semiconductors are doped with trivalent impurities like boron or gallium, resulting in holes (absent electrons) as majority charge carriers. The dopant atom has one less electron, creating an electron-hole that can move through the lattice (Figure 3).

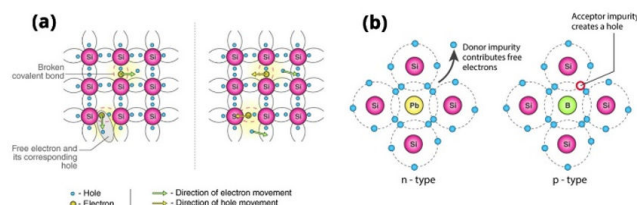


Figure 3: Types of semiconductors, semiconductor doping and charge carrier movement. a) Intrinsic silicon with broken covalent bonds showing the creation of electron-hole pairs. The left panel depicts a free electron and its corresponding hole, while the right panel illustrates the movement directions of electrons (green arrows) and holes (yellow arrows) within the silicon lattice. b) Doped silicon showing n-type and p-type semiconductors. In the n-type semiconductor (left), a donor impurity (Pb) contributes free electrons to the silicon lattice. In the p-type semiconductor (right), an acceptor impurity (B) creates holes by accepting electrons, thus generating positive charge carriers.

Elemental and compound semiconductors are found in column IV and neighboring columns of the periodic table. The column-IV semiconductors are called elemental semiconductors because they are composed of a single species of atoms. In addition to the elemental materials, compounds of column-III and column-V atoms, as well as certain combinations from columns II and VI, make up the intermetallic or compound semiconductors (Table 1). Ternary compounds can also be formed by elements from three different columns—for instance, Mercury Indium Telluride ($HgIn_2Te_4$), an II-III-VI compound. They can also be formed by elements from two columns, such as Aluminum Gallium Arsenide ($Al_xGa_{1-x}As$), which is a ternary III-V compound, where both Al and Ga are from column III and the subscript x is related to the composition of the two

elements from 100 percent Al ($x=1$) to 100 percent Ga ($x=0$). Pure silicon is the most important material for major semiconductor devices; rectifiers, transistors, and integrated circuit applications, and

III-VI binary and ternary compounds are most significant for high-speed integrated circuits (GaAs), light emission and absorption such as LEDs.

The portion of the periodic table where semiconductors occur				
II	III	IV	V	VI
	B	C		
	Al	Si	P	S
Zn	Ga	Ge	As	Se
Cd	In		Sb	Te
Elemental and compound semiconductors				
Elemental	IV compounds	III-V compounds	II-VI compounds	Ternary compounds
Si	SiC	AlP	ZnS	HgIn ₂ Te
Ge	SiGe	AlAs	ZnSe	
		AlSb	ZnTe	
		GaP	CdSe	
		GaSb	CdTe	
		InP		
		InAs		
		InSb		

Table 1: Common semiconductor material.

Working principle of semiconductors

Energy band; in semiconductors, electrons are arranged in energy bands. The valence band is filled with electrons tightly bound to their atoms, while the conduction band contains free electrons that can move throughout the material. The energy gap between these two bands is known as the band gap. Semiconductors have a moderate band gap allowing some electrons to jump from the valence band to the conduction band under certain conditions, such as increased temperature or light exposure (Figure 4). Band gap ranges from smaller band gap (Silicon with $E_g=1.1$ eV) to large band gap (Diamond with $E_g=5.5$ eV).

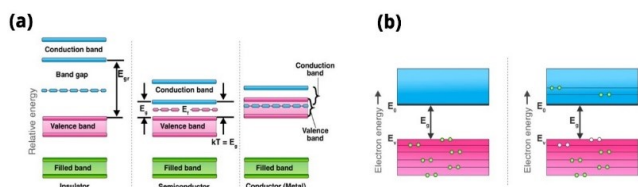


Figure 4: Energy band diagrams. (a) Energy band structures of insulators, semiconductors, and conductors, showing the relative positions of conduction and valence bands. (b) Detailed view of the energy levels in semiconductors, illustrating electron energy transitions across the band gap (E_g).

Current flow mechanism; In semiconductors, the primary charge carriers are electrons and holes. When an electron gains enough energy (from heat or light), it can move to the conduction band,

leaving behind a hole in the valence band. This movement of electrons and holes allows for the conduction of electricity. A fundamental component of semiconductor devices is the p-n junction, formed by joining N-type and P-type materials. This junction creates an electric field that allows electrons to flow in one direction while blocking the flow in the opposite direction, functioning as a diode. When a voltage is applied, the depletion zone at the junction can widen or narrow, controlling the flow of current.

Historical development in semiconductors

Semiconductors are materials that have electrical conductivity properties that fall between those of conductors and insulators. They are the fundamental building blocks of modern electronics and have enabled the development of a wide range of electronic devices from transistors and integrated circuits to solar cells and Light-Emitting Diodes (LEDs).

The history of semiconductors traces from the pre-transistor era (Figure 5). According to G. Busch the term “semiconducting” was used for the first time by Alessandro Volta in 1872. The first documented observation of a semiconductor effect is that of Faraday (1833), who noticed that the resistance of silver sulfide decreased with temperature, which was different from the behavior observed in metals. Johann Hittorf published an extensive quantitative analysis of the temperature dependence of the electrical conductivity of Ag_2S and Cu_2S in 1851. The history of semiconductors initially focused on two crucial properties; rectification of metal-semiconductor junctions and sensitivity of semiconductors to light.

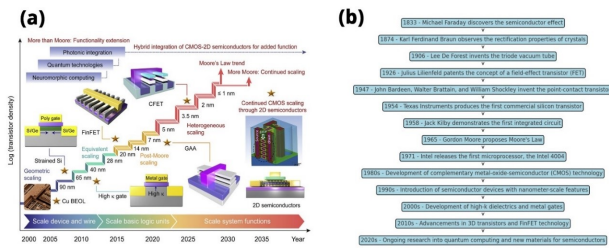


Figure 5: (a) The evolution trend of the technology nodes for Si transistors. (b) Flowchart of major historical semiconductor evolution.

Rectification: Ferdinand Braun invented the solid-state rectifier in 1874, laying the foundation for solid-state electronics. He observed the conduction and rectification in metal sulfides probed with a metal point whisker. Although not immediately appreciated, Braun's discovery later played a significant role in the development of radio and microwave radar systems during World War II. In 1874, Arthur Schuster also observed rectification in a circuit made of copper wires bound by screws. He discovered copper oxide as a new semiconductor when cleaning the ends of the wires removed the rectification effect. In 1929, Walter Schottky experimentally confirmed the presence of a barrier in a metal-semiconductor junction.

Photoconductivity and photovoltaic: The photovoltaic effect at a junction between a semiconductor and an electrolyte was discovered by Alexander Edmund Becquerel (the father of a great scientist Henri Becquerel). Willoughby Smith discovered photoconductivity in solids in 1873 while working on submarine cable testing. Adams and Day were the first to discover the photovoltaic effect in a solid material (selenium) in 1876. They noticed that the presence of light could change the direction of the current flowing through the selenium connected to a battery. Charles Fritts constructed the first working solar cell in 1883, consisting of a metal plate and a thin layer of selenium covered with a very thin layer of gold, with an efficiency below 1%.

Theory of semiconductor: In 1878, Edwin Herbert Hall discovered that charge carriers in solids are deflected in a magnetic field (Hall effect), which was later used to study semiconductor properties. Several scientists proposed theories of electron-based conduction in metals shortly after the discovery of the electron by J.J. Thomson. Eduard Riecke's theory assumed the presence of both negative and positive charge carriers with different concentrations and mobilities. Around 1908, Karl Baedeker observed the dependence of the conductivity of copper iodide on stoichiometry (iodine content) and measured the Hall effect in this material, indicating carriers with positive charge. In 1914, Johan Koenigsberger divided solid-state materials into three groups based on their conductivity: Metals, insulators, and "variable conductors". Ferdinand Bloch developed the theory of electrons in lattices in 1928.

Devices

Point-contact rectifiers: J.C. Bose obtained a patent for PbS point-contact rectifiers in 1904. G. Pickard was the first to show that silicon point-contact rectifiers were useful in detecting radio waves (patent in 1906). Selenium and copper oxide rectifiers were developed by E. Presser in 1925 and L.O. Grondahl in 1926, respectively. Selenium rectifiers were heavily used in military communications and radar equipment during World War II.

The P-N junction: Russel Ohl realized that the problems with the cat's whisker detectors were caused by the poor quality of the semiconductor material. He melted silicon in quartz tubes and let it cool down, obtaining polycrystalline material with much more uniform electrical properties. This process helped improve the quality and consistency of silicon detectors. Ohl identified the impurities that created the p-n junction he accidentally obtained during his technological experiments and held four patents on silicon detectors and p-n junctions.

Bipolar transistor: Lilienfeld invented the concept of the Field-Effect Transistor (FET) in 1926. Mervin Kelly at Bell Labs initiated a solid-state device group in 1936 foreseeing the limitations of vacuum tubes. Russell Ohl's work on silicon crystals in the 1940's led to the understanding of n-type and p-type silicon.

The transistor invention era occurred in 1947. John Bardeen and Walter Brattain at Bell Laboratories invented the point-contact semiconductor amplifier (transistor action) which exhibited power gain. They discovered transistor action while investigating surface states in polycrystalline germanium which is also observed in polycrystalline silicon. Shortly after, William Shockley developed the theory of bipolar junction transistor in a creative burst, earning him the title of the father of Silicon Valley. However, Bill Shockley was not a co-patent holder on Bardeen and Brattain's point-contact semiconductor amplifier patent since Julius Lilienfeld had already received a patent in 1930 for what would have been Shockley's contribution; namely, the field-effect methodology. Shockley received patents for both his minority-carrier injection concept and junction transistor theory, however, and deservedly shared the Nobel prize with Bardeen and Brattain for his seminal contributions to injection, p-n junction theory, and junction transistor theory (Figure 6).

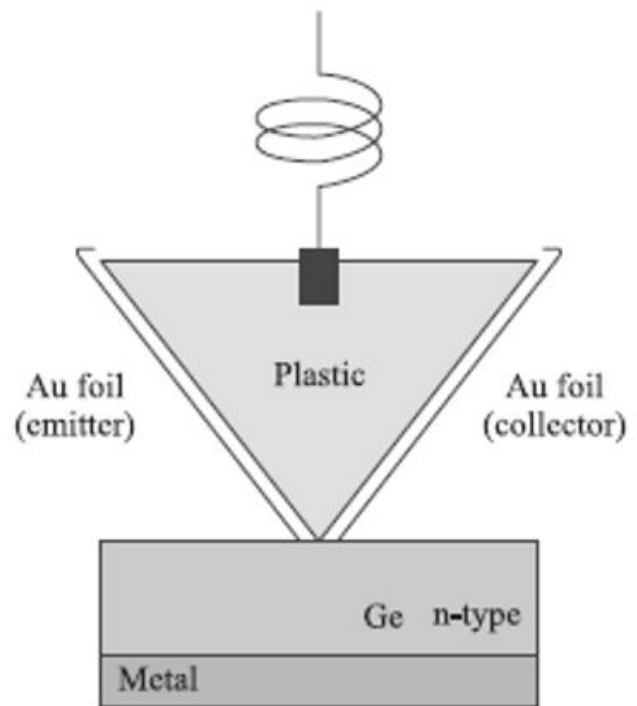


Figure 6: The first-contact transistor.

Metal-Oxide-Semiconductor Field-Effect Transistor (MOSFET): Julius Lilienfeld obtained patents for devices resembling

today's MESFET (Metal Semiconductor Field-Effect Transistor) and MOSFET (Metal-Oxide-Semiconductor Field-Effect Transistor) in 1930 and 1933, respectively. Oskar Heil applied for a patent for his theoretical work on capacitive control in field-effect transistors in 1934. A group directed by M.M. Atalla worked on the problem of semiconductor surface passivation and found that a layer of silicon dioxide could be the answer. They developed a new concept of a field-effect transistor and manufactured the actual device.

In 1963, Steven Hofstein and Fredric Heiman published a paper on a silicon MOSFET. In the same year, Frank Wanlass proposed the first CMOS circuit. The development of a Poly-Si gate led to a self-aligned MOSFET device, where the gate itself constitutes the mask for source and drain diffusion. Reduction of device size led to short-channel effects, which were addressed by reducing the depth of source and drain, using a lightly doped drain, elevated source/drain, or Schottky barrier source/drain.

The integrated circuit: In 1958, two engineers independently developed the Integrated Circuit (IC), a revolutionary electronic device that combined multiple transistors and other components on a single semiconductor chip. Jack Kilby at Texas Instruments sketched an oscillator circuit that formed *in situ* in a semiconductor substrate. He fabricated a working model and several logic circuits in the early fall of 1958 and his invention launched the entire field of modern microelectronics.

Robert Noyce at Fairchild semiconductor independently showed how to form interconnected transistors, diodes, resistors, capacitors, and other components on a single piece of silicon in 1958-59. Noyce co-invented the integrated circuit, the electronic heart of every modern computer automobile, cellular telephone, advanced weapon, and video games. He co-founded Fairchild Semiconductor and Intel and earned 16 patents in addition to the IC.

Semiconductor laser: Semiconductors are crucial for the emission and detection of radiation. The first known phenomenon of light emission in semiconductor material was in 1907 by H. J. Round, with significant contributions from Losev. Semiconductor lasers were, in principle, invented around 1962 by four American research groups. Subsequent research focused on expanding the range of materials and developing new device structures.

Herbert Kroemer and Zhores Alferov independently proposed using heterostructures for semiconductor lasers. Alferov, who contributed to the development of the first soviet p-n junction transistor in the same year 1953, understood the possibility of employing double heterostructures in these devices. He developed the first practical heterostructure laser and, along with Kroemer, was awarded the Nobel Prize in Physics in 2000 for advancements in semiconductor heterostructures. The use of quantum wells and new materials, particularly gallium nitride, has significantly advanced semiconductor laser technology.

Advanced devices

Tunnel diode: In 1957 Leo Esaki designed the first germanium tunnel diode, then a silicon tunnel diode in 1958 revealing electron tunneling in heavily doped p-n junctions (Figure 7). Esaki was awarded the Nobel Prize in Physics in 1973 for his work, though Robert Noyce also claimed to have conceived the idea. The materials used for this diode are Germanium, Gallium arsenide, and other silicon materials.

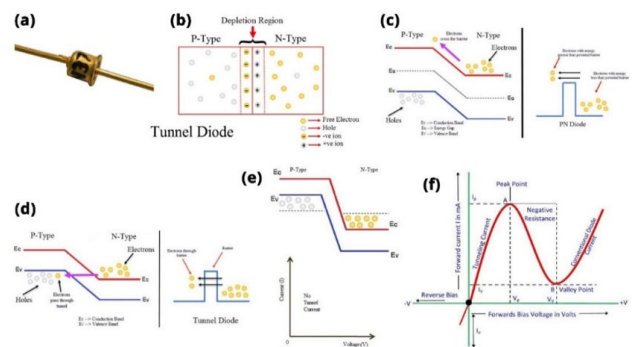


Figure 7: Analysis of tunnel diode characteristics and working principles.

Tunneling behavior stems from the tunneling effect which involves the movement of electrons through a thin depletion layer region (Figure 7). In an unbiased tunnel diode, the conduction band of the n-region is coaxial with the valence band of the p-region thereby making it possible for electrons to tunnel in the absence of any voltage and thus making the flow of charge carriers balanced (Figure 7). When a small forward voltage is used, electrons in the n-region move in the p-region resulting in a forward current. As the voltage increases, the overlap between the bands grows, peaking at a certain point (I_p). Beyond this voltage, the current decreases, creating a region of negative resistance (Figure 7). The tunnel diode, known for its negative resistance due to quantum mechanical tunneling, operates at high speeds and is used in oscillators, amplifiers, and Radio Frequency (RF) applications.

Recent research explores its use in terahertz frequency devices and superconducting spintronic devices, highlighting its versatility and significance in modern electronics.

Silicon-on-Insulator (SOI) MOSFET: Silicon-on-Insulator (SOI) MOSFETs offer advantages such as reduced parasitic capacitances, improved device isolation, and reduced short-channel effects due to their structure of a thin silicon layer atop an insulating Silicon Dioxide (SiO_2) layer. Some of the issues that were discovered that limit their use include the deterioration of carrier mobility and the floating body effects. Various extensions and modifications have been proposed to rectify these challenges.

DSSB, Dopant-segregated Schottky Barrier SOI MOSFETs (Figure 8) utilize the properties of both SOI and Schottky barrier devices, which include incorporating a thin layer of heavily doped material in the source-to-channel interface. This decreases the Schottky barrier height and increases on-state improvement. DSSB SOI MOSFETs have features like low Short-Channel Effects (SCE), high scalability, and better analog/RF characteristics. However, optimizing the segregation layer density and length is crucial to balance trade-offs between leakage current, drive current, and variability.

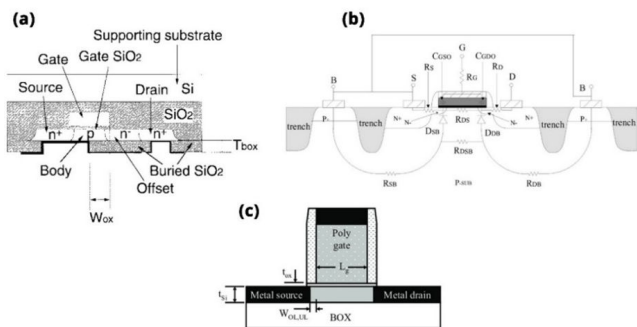


Figure 8: (a) Quasi-SOI MOSFET cross-sectional diagram. A conventional bulk MOSFET with a lightly doped substrate. The substrate acts as a quasi-insulator, providing some isolation but not as effective as a full SOI structure. (b) Localized-SOI MOSFET cross-sectional diagram. A SOI structure where the silicon layer is partially removed to create a localized island. This improves device performance by reducing parasitic capacitances. (c) Dopant-segregated Schottky barrier SOI MOSFET cross-sectional diagram. A SOI MOSFET with a Schottky barrier at the source and drain junctions. Dopants are segregated to optimize the Schottky barrier height.

Multigate transistors: Advanced structures of transistors, Multigate transistors, which include double gate, FinFET, and surrounding gate structures, significantly improve the electrostatic control and mitigate short-channel effects in Metal-Oxide-Semiconductor Field-Effect Transistors (MOSFETs). These devices, by employing multiple gates, enhance the control of the electric field within the channel, key for scaling down. FinFETs, with their three-dimensional structure and vertically positioned fins, possess better gate control compared to planar devices. Moreover, the double gate transistors lessen the short channel effects like Drain-Induced Barrier Lowering (DIBL), achieve better ON/OFF current ratios, and reduced subthreshold swings which are effective features in low-power devices (Figure 9).

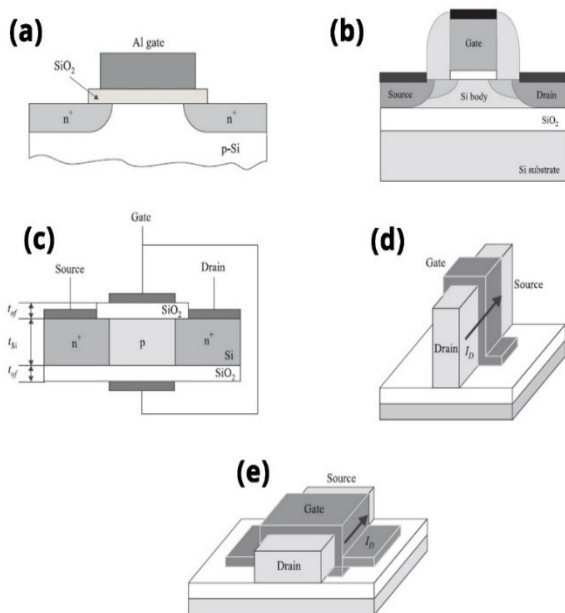


Figure 9: (a) A cross-section of metal-oxide-semiconductor; (b) A cross-section of SOI MOSFET. Multigate transistor; (c) Double gate; (d) FinFET; (e) Surrounding gate.

Other advanced devices

Heterostructure Field-Effect Transistors (HFETs) have been acknowledged for their uses at high frequencies and for having superior material characteristics over traditional MOSFETs. The unique combination of materials in HFETs, such as AlGaIn/GaN, provides high electron mobility and saturation velocity, which are crucial for high-frequency applications. Available literature shows that these devices are capable of offering very high breakdown voltages coupled with low noise levels, making them suitable for low-power and high-speed electronic applications.

Heterostructure Bipolar Transistors (HBTs) leverage emitter-base heterojunctions to achieve superior performance over conventional BJTs. The use of advanced material in HBTs increases its efficiency and utilization, particularly in high-frequency domains. Research has established that HBTs are capable of astounding electrical characteristics, making them ideal for applications that demand high performance and reliability.

Wide bandgap semiconductors, like gallium nitride and silicon carbide, have been accelerating an entirely new frontier of electronics wherein devices can be operated at higher power densities, voltages, and frequencies than conventional silicon-based technologies. These materials have larger power density, high efficiency, and thermal stability, with high-voltage operation, making them very suitable for power electronics, renewable energy systems, and electric vehicles. GaN, owing to superior electron mobility, offers high-frequency performance in RF amplifiers and power converters; on the other hand, SiC excels only in realms of high-power applications adjudged vital by thermal management, like power supplies and industrial motor drives. Wide bandgap semiconductors are finding applications in renewable energy, electric vehicles, and telecommunications, significantly impacting these industries by enabling more efficient, powerful, and compact electronic devices.

Nanowire transistors are high-performance semiconductor devices that utilize quantum confinement effects to increase carrier mobility and electrostatic control while reducing power consumption and increasing switching speeds. Their vertical surround-gate architecture maximizes gate control while minimizing channel length, essential for maintaining performance as devices shrink. Nanowire transistors can perform multiple functions, such as in neuromorphic computing by controlling charge carriers in different regions. They also address thermal management challenges by optimizing thermal conductivity, crucial for sub-5 nm technology nodes. These innovations make nanowire transistors a significant advancement in semiconductor technology.

Discussion

Significance of semiconductors (Technological, economic, and societal impact)

Semiconductors are one of the core materials and form the backbone of modern electronic devices, which make a wide range of functionalities possible in contemporary technology. Their unique properties and versatility help to a great extent in different applications, ranging from consumer electronics to industrial systems. Key roles of semiconductors in electronics include;

Transistor functionality: Semiconductors are the primary material used in making transistors, which act as the simplest and building

blocks of every electronic circuit. Transistors can function as switches or amplifiers, controlling the flow of electrical current. Such functionality is so very essential to logic operations in a digital circuit and signal processing for microprocessors and memory devices.

Integrated Circuits (ICs): Semiconductors have facilitated the miniaturization of electronic components by inventing integrated circuits. ICs integrate thousands to millions of transistors onto a single chip, thus allowing compact and efficient designs that power everything from smartphones to computers. It highly improves performance at reduced size and cost.

Sensors and IoT devices: Semiconductors drive the development of sensors that detect physical phenomena, such as temperature, light, and motion. These inherently form a part of the Internet of Things, which enables smart devices to capture data and send them to improve areas like automation and connectivity in healthcare, agriculture, or smart cities.

High-speed communication: Semiconductors have found use in different kinds of communication devices, including fiber optics and wireless networks, which have facilitated data transfer at higher speeds. Semiconductor lasers and photonic devices aid high-speed information transfer; this forms part of the internet structure and mobile communication.

The semiconductor industry is vital to the global economy, driving economic growth, job creation, and technological advancement. It supports various sectors, such as IT, telecommunications, and automotive, and has shown resilience during challenges like the COVID-19 pandemic. Its role in international trade, particularly between major economies like the US and China, underscores its significance. The industry's innovation and adaptability are crucial for sustaining economic growth.

Focus on semiconductor sustainability

Many more sustainable materials are being considered for production within the semiconductor industry to decrease environmental impact and dependence on toxic compounds. Major examples of such attempts are the development of Kankyo-semiconductors based on abundant and less toxic elements, such as silicon, iron, aluminum, calcium, and magnesium, in lieu of the traditional materials in optoelectronics. Additionally, there is a high demand for environmentally friendly solvents and components free from lead during the process of fabrication of perovskite solar cells to achieve devices with better performance while having a minimum detrimental impact on the environment.

Alternative substrate materials for Printed Circuit Boards (PCB), such as polyimide and paper-based substrates, along with lower-temperature solders, are also being explored to reduce the environmental impact of electronic products. Niobium-based semiconductor materials are being researched for their potential in the utilization of photocatalytic applications, such as solar fuel production, which can contribute to renewable energies and decrease dependency on fossil fuel sources.

Emerging semiconductors

Wide-bandgap semiconductors: Wide-Bandgap (WBG) semiconductors, especially Silicon Carbide (SiC) and Gallium Nitride (GaN), are emerging as third-generation semiconductor materials; they possess superior properties compared to conventional semiconductors

like silicon. These materials have high saturated drift velocity and a high critical breakdown field (Figure 10). These materials are also appropriate for high-power, high-temperature, and high-frequency applications (Figure 11). Recent research has also focused on Ultrawide Bandgap (UWBG) semiconductors, which have bandgaps wider than 3.4 eV of GaN, including high Al-content AlGaN, diamond, and Ga₂O₃. These UWBG materials show promise in high-power and RF electronics, deep-UV optoelectronics, quantum information, and extreme-environment applications. Ongoing research aims to address challenges and advance the state-of-the-art in WBG and UWBG semiconductor technologies.

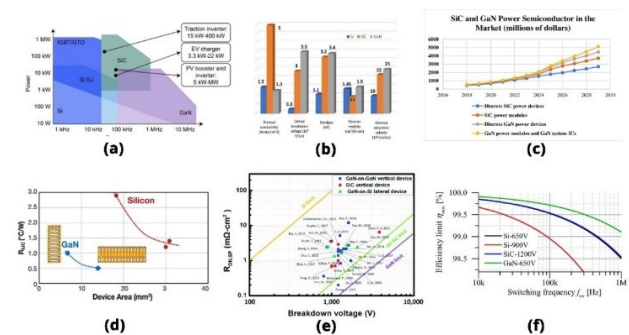


Figure 10: Wide-bandgap semiconductors analysis.

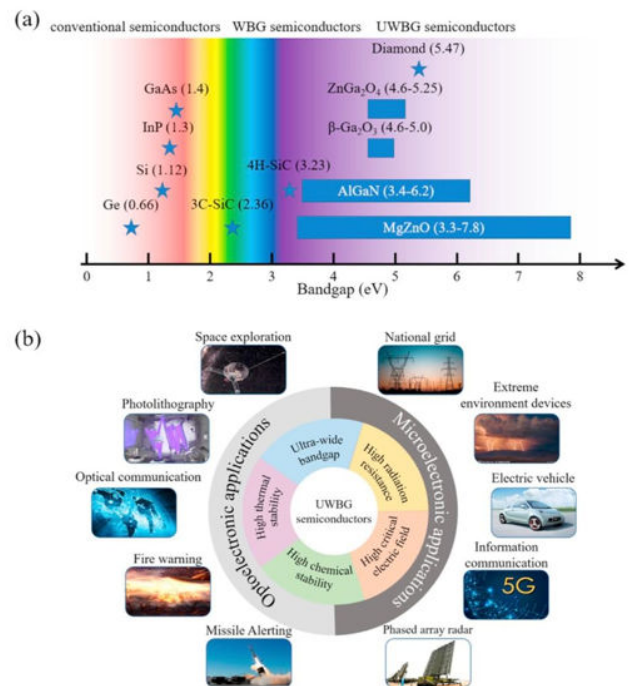


Figure 11: (a) Bandgap energies of various semiconductors; (b) Characteristics and applications of UWBG semiconductor materials.

Quantum dot semiconductors: Quantum dot semiconductors are nanomaterials that have special electronic and optical properties attributed to their size-dependent quantum effects. These semiconductor nanostructures confine excitons in three spatial dimensions, exhibiting discrete energy levels akin to atoms. Quantum dots have been endeavored in a wide range of applications, like photoelectrochemistry sensors, with simple, fast, and miniaturized

solutions for analyte detection. One of the factors that makes this class so attractive for organic photoredox transformations is the tunability of its redox properties.

2D materials: Two-dimensional (2D) materials, such as Transition Metal Dichalcogenides (TMDCs), graphene, and black phosphorus, have emerged as promising semiconductors for electronic and optoelectronic applications due to their unique properties like atomic thickness, excellent electronic structure, and high mobility. These materials adhere to other substances through van der Waals interactions, enabling compatibility with different material platforms for on-chip light sources and photodetectors, potentially offering a universal on-chip light source scheme for Photonic Integrated Circuits (PICs).

2D semiconductors have several advantages in ultra-thin devices with atomic scale thicknesses and allow the creation of nanoribbons and heterostructures. These materials have a highly tunable bandgap, which may be engineered with controlling layer numbers, strain engineering, chemical doping, and external electric fields, thus offering an alternative for applications that lie within various spectral regions from terahertz to ultraviolet. Engineering atomic-scale defects in TMDCs can enhance carrier transport and improve future electronic technologies, pointing out the need for understanding electron-defect interactions of these materials.

Organic semiconductors: Organic semiconductors, primarily composed of carbon-hydrogen bonds, exhibit semiconductor behavior and can be doped to create N and P-type materials, enabling the construction of devices like Organic Light-Emitting Diodes (OLEDs), Organic Field-Effect Transistors (OFETs), and organic solar cells. These materials are made up of π -bonded molecules or polymers, often including heteroatoms like nitrogen, sulfur, and oxygen, and can exist as molecular crystals or amorphous thin films (Figure 12). They typically behave as insulators but become semiconducting upon charge injection, doping, or photoexcitation. They hold a large bandgap and a low dielectric constant.

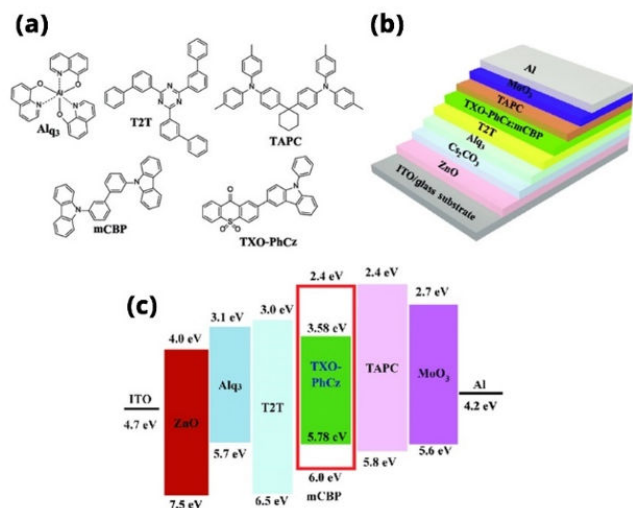


Figure 12: Organic Semiconductors; (a) Molecular structures of the organic semiconductors for the inverted OLEDs; (b) Scheme of the inverted OLEDs; and (c) The energy levels of the materials involved in the inverted OLEDs.

The carrier mobility of organic semiconductors is influenced by factors such as energy, morphology, and solvent choice, impacting crystallinity and molecular ordering. Techniques like cyclic voltammetry and ultraviolet electron spectroscopy are essential for understanding charge transport mechanisms. Single-crystal organic semiconductors are recognized as central to high-performance devices attributed to unique optoelectronic properties because of weak van der Waals interactions. Hyper Branched Polymers (HBPs) are also notable for regulating charge transport and film morphology.

Techniques to fabricate organic semiconductors include vacuum deposition, solution processing, and self-assembly, with methods such as spin-coating and inkjet printing enabling the realization of flexible/wearable electronics. Applications include OLEDs, organic photovoltaic cells, OFETs, and biosensing devices. Organic semiconductors have some very attractive features associated with them, relating to mechanical flexibility, low cost, and ease of fabrication that make them very attractive in a wide range of electronic and optoelectronic applications.

Perovskite semiconductors: Perovskite semiconductors, with their remarkable optoelectronic properties and versatile applications, have emerged as a promising class of materials, particularly in photovoltaics and other optoelectronic devices. Characterized by a general formula of ABX_3 , with A and B as cations and X as an anion, usually a halide or oxygen, these materials have high optical absorption, high carrier mobility, long diffusion lengths, and unique ambipolar charge transport properties.

Perovskite solar cells have seen rapid advancements, achieving power conversion efficiencies exceeding 25% in just over a decade. Their excellent photophysical properties and solution-processability have also led to applications in light-emitting diodes, photodetectors, lasers, and X-ray scintillators. The ability to tailor perovskite properties by manipulating their crystal structure, size, and composition has further enhanced their functionalities, making them valuable in applications like photocatalysis and radiation detection. In the domain of radiation detectors, lead halide perovskites like $CsPbBr_3$ demonstrated high efficiency in X-ray and gamma-ray detection and thus can be an important material for imaging applications (Figure 13).

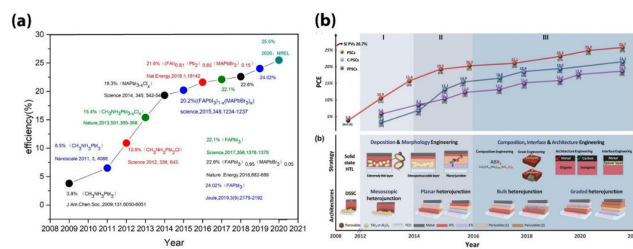


Figure 13: Perovskite Semiconductors; (a) The evolution of the efficiency of Perovskite Solar Cells (PSCs) from 2008 to 2020. (b) Chronological evolution of the PCE of perovskite solar cells (PSCs), C-PSCs, and FPSCs and a brief history of schematics for fabrication strategies and device architectures in PSCs (HTL: Hole-Transport Layer, ETL: Electron-Transport Layer; TCO: Transparent Conductive Oxides, PV: Photovoltaic).

Despite their rapid progress, perovskites face challenges in stability, reproducibility, and toxicity. Issues such as ionic transport can introduce defects and degrade performance, necessitating strategies to mitigate these challenges. Understanding the fundamental chemistry

and physics of perovskites is essential for addressing these issues and guiding future developments.

Environmental concerns have heightened interest in finding alternatives to lead-based perovskites. Research is still focused on developing the stability, efficiency, and scalability of perovskite-based technologies. The incorporation of PbS quantum dots into perovskite matrices, for instance, enables sub-bandgap photocurrent generation; this could fundamentally open up prospects for overcoming traditional efficiency limits in solar cells. As the field progresses, the development of stable, high-performance perovskite devices hold great promise for revolutionizing optoelectronics and renewable energy technologies.

Hybrid semiconductors: In particular, hybrid semiconductor materials that have gained much attention today are porous metal halide semiconductors and organic-inorganic hybrid semiconductors, owing to their great properties and potential applications. PMHS spanned by the Spanopoulos group reveal excellent water stability and broadband light emission, which makes them very promising for solid-state batteries and photonic crystals. On the other hand, organic-inorganic hybrid semiconductors, such as the ones explored by Yawen Li et al. in their paper, exhibit specific optoelectronic properties and thermodynamic stability that enable next-generation optoelectronic applications. Such hybrid materials take advantage of the assets of both organic and inorganic components in terms of tailored properties and functionalities, making them very promising for several technological innovations related to, among others, electronics, photonics, and energy storage technologies.

Porous semiconductors: Porous semiconductors have garnered significant research attention attributed to their unique properties due to their porous structure (Figure 14) and potential applications. Some key properties include increased surface area, quantum confinement effects, reduced thermal conductivity, improved luminescence and enhanced photoconductivity, second harmonic generation, and THz emission. Studies have focused on creating controlled porous structures in various semiconductor compounds, leading to advancements in fields such as optoelectronics and photocatalysis. These porous materials exhibit diverse morphologies and topologies, impacting their physical characteristics like luminescence, optical properties, and hydrophobicity or hydrophilicity. The use of porous silicon as a template for filling with other materials has shown promise in altering its electrophysical parameters, making it versatile for display technologies. Additionally, the incorporation of halogens into organic porous semiconductors has been explored for enhancing photocatalytic performance, highlighting the importance of composition and electronic nature in achieving efficient energy conversion.

Porous semiconductors have a wide variety of potential applications, including energy storage, optoelectronics, sensing, and thermoelectric. Porous (metal)-organic semiconductors are being explored as alternatives to silicon with tunable structures for various applications. However, most porous semiconductor applications are still at the research stage and not yet commercialized. Ongoing research aims to further understand and optimize their unique properties for practical applications.




Figure 14: Si "nanowires" made *via* electrochemical pore etching.

Semiconductor manufacturing and emerging technologies

Semiconductor manufacturing involves crucial processes like wafer fabrication, doping, lithography, etching, and deposition (Figure 15). Various doping methods, such as ion implantation and diffusion, alter the electrical properties of semiconductors significantly. Lithography is essential for patterning at the nanometer scale, while etching allows for defining structures on the semiconductor surface. Deposition is a very vital process in adding thin films to the semiconductor substrate. Some of the new techniques that are evolving in the semiconductor manufacturing process include the use of plasma etching technology in flattening surfaces, as well as terminating the deposition of thin films at desired positions. Additionally, advancements in semiconductor manufacturing involve addressing uncertainties and disturbances through control schemes like run-to-run control based on discrete active disturbance rejection control, which effectively suppresses disturbances and uncertainties in the manufacturing process. These processes collectively contribute to the intricate and precise production of semiconductor devices in modern manufacturing environments.

Semiconductor manufacturing process

Wafer fabrication: The foundation of semiconductor devices begins with wafer fabrication. First, a single crystal ingot like pure silicon is pulled and sliced into thin wafers. The wafers are polished to create a smooth surface. To analyze the defects such as stress fields in the crystal lattice, the wafer undergoes thermal treatments in which a radial temperature gradient acts on the wafer. This preparation is important because even minor defects will result in flaws in the final product. The wafers serve as the substrate for subsequent processing steps.

Doping: Doping is an essential process in semiconductor processing/manufacturing since it defines the electronic features of this material. Several methods are implemented to introduce impurities into semiconductor materials. These processes can change the resistivity, mobility, energy band gap, and light absorption coefficients. Doping refers to introducing certain impurities into the wafer to alter its electrical properties. It can be done through a process of thermal diffusion or by ion implantation. Doping allows the creation of n-type and p-type semiconductors; this aspect is very important in forming p-n junctions that are basic to transistor operations.

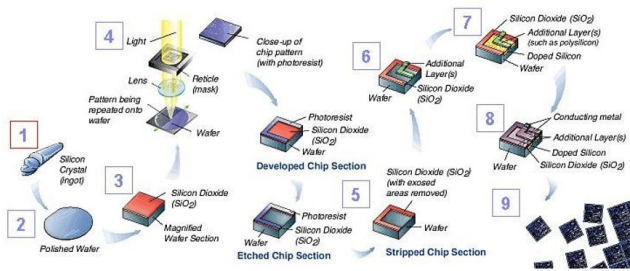


Figure 15: Semiconductor manufacturing process flowchart.

Thermal oxidation: The thermal oxidation step in semiconductor manufacturing processes is a fundamental process for the creation of silicon dioxide layers on silicon wafers; these are integral components in most electronic devices. This process helps in creating gate dielectrics, which are vital for the proper functioning of transistors and other semiconductor devices. Optimized gas flow rate, oxidation time, and temperature in the thermal oxidation process guarantee that high-quality oxide layers are formed with the necessary thickness, which relates to semiconductor device performance and reliability. Besides, it aids in reducing stress on wafers, enhances IC yield, and improves the quality of semiconductor products as a whole. The precise control and optimization of the thermal oxidation process are essential for achieving high-quality semiconductor devices with optimal performance characteristics. Thermal oxidation essentially involves the step of heating semiconductors on silicon wafers in an environment rich in oxygen at temperatures usually within the range of 800°C to 1200°C (Figure 16). It is within this temperature limit that the oxygen molecules diffuse into the silicon substrate and react to form silicon dioxide. There are two major techniques of thermal oxidation: Dry oxidation and wet oxidation. Dry oxidation uses pure oxygen, and the oxide layer is thinner with higher quality ($\text{Si} + \text{O}_2 \rightarrow \text{SiO}_2$).

They are characterized by slow growth, high density, and high breakdown voltage. Wet oxidation involves the use of steam, which may grow thicker oxide layers more quickly but of lesser quality compared with dry oxidation. Fast growth even at low temperatures is their characteristic feature and they permit thicker oxides.

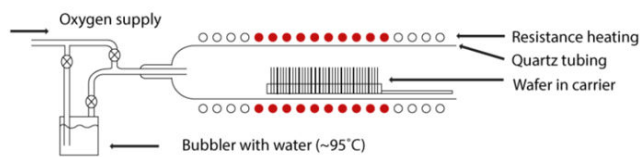


Figure 16: Thermal oxidation schematic drawing.

Lithography: Lithography is one of the most important patterning techniques in defining the geometric shapes of semiconductor devices on a substrate. After preparing the wafer, its surface is coated with a photoresist, a light-sensitive material that changes the chemical properties of the wafer to make it suitable for circuit printing. There are two main types of photoresists based on their Ultraviolet Light (UV) reactivity: Positive and negative. The positive photoresist becomes soluble upon exposure to UV light, and the exposed resist gets dissolved, leaving the unexposed resist remaining. On the other side, negative photoresists harden when exposed to UV light. Positive photoresist is more widely applied in the semiconductor manufacturing process due to its better thermal stability and resolution capability (Figure 17).

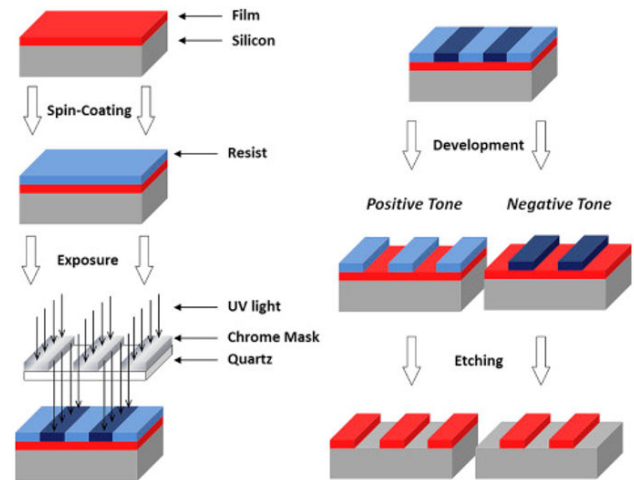


Figure 17: The lithography and etching process.

The various steps in the photolithography process include the application of a layer of photoresist, coating with an adhesion promoter, pre and post-baking, light exposure, and finally the development of the exposed material. A photosensitive substance known as "photoresist" is applied to the wafer. Afterward, the photoresist-coated wafer is pre-baked from 90 to 120°C to fix the binding of the photoresist and evaporate the extra photoresist solvent. Then the photoresist is exposed to a pattern of intense light following the prebake. In optical lithography, UV light is commonly used. A post-exposure bake is conducted at 60-120°C to fix the pattern before development. There is then applied a developer to the photoresist layer. The substance can be such that it is able to dissolve either the irradiated or non-irradiated photoresist.

Etching: After printing the circuit diagram on the wafer through lithography, the etching process follows to remove excess materials from the surface, creating the desired patterns (Figure 17). The two main primary types of etching include wet and dry etching. Wet etching involves chemical solutions that mostly dissolve material equally in all directions and are less precise. Dry etching, also known as plasma etching, uses ionized gases to remove the material and thus provides better resolution and anisotropy, which results in highly defined structures.

Emerging techniques like Atomic Layer Etching (ALE) and cryogenic etching are critical in advanced semiconductor manufacturing. ALE provides atomic-level precision by alternating between etching and passivation steps, while cryogenic etching, performed at very low temperatures, enables the creation of high-aspect-ratio features with smooth sidewalls. These methods are of vital importance in advanced semiconductor devices. Semiconductors often require repeating the photolithography and etching processes several times on all layers of the wafer to achieve the final product; hence, precision is required, and close process control is necessary to prevent damage to the chip structure. Various methods in semiconductor processing, such as using atomized droplets with etching solutions at high temperatures, curing photoresists to reduce consumption, conducting multiple etch cycles with gas and purge gas introductions, and employing specific gas mixtures for plasma processing, aim to achieve precise and controlled material removal, enhancing efficiency and reducing costs.

Deposition: Deposition involves adding thin films of materials onto the semiconductor substrate to form layers necessary for device functionality. Various techniques are used in this process including Chemical Vapor Deposition (CVD), Physical Vapor Deposition (PVD) and Atomic Layer Deposition. In chemical vapor deposition, chemical reactions in a vapor phase deposit material onto the substrate. Variants of CVD include Low-Pressure CVD (LPCVD) and Plasma-Enhanced CVD (PECVD). Physical Vapor Deposition (PVD), which involves physical processes like sputtering or evaporation, is widely used for depositing metals. Another method, Atomic Layer Deposition (ALD), deposits materials one atomic layer at a time, providing excellent control over thickness and uniformity. These deposited films serve multiple purposes, such as forming insulating layers, conducting paths, or active components like transistors.

Assembly and packaging: The entire semiconductor manufacturing process (Figure 18) may take as long as 26 weeks from design to production. The last stage of the production process entails separating the wafer into individual chips (dicing) and placing the chips onto a substrate through bonding. The key purposes of chip packaging focus on protecting individual chips from mechanical damage, providing a barrier against water and chemical impurities, ensuring the existence of strong links between each chip and an electrical circuit through the use of strong leads, and providing the means for chips to lose heat during its operation. Materials like plastic and ceramic are used to apply protective layers that encapsulate the chip, thereby preventing electric circuits from scoring or heat punctures. After this process, the chip is ready for use.

The process of semiconductor manufacturing involves other steps, like testing and inspecting chips. Among the most common problems that create issues for manufacturers are:

Emerging techniques in semiconductor manufacturing

As the semiconductor industry evolves, several emerging techniques are gaining traction.

Extreme Ultraviolet Lithography (EUV): The technique under modern lithography uses shorter wavelengths of light to create smaller features on chips, underlying more powerful, more efficient devices on the market. Compared to conventional optical lithography, this technique uses a shorter wavelength of light, 13.5 nm. This allows for smaller features to be carried on chips, enabling the production of devices that are more powerful and efficient. EUV lithography has the potential to overcome the limitations of optical lithography, which is getting to the end of its resolution, and to make it possible to manufacture features in the sub-10 nm scale.

Atomic Layer Deposition (ALD): Atomic Layer Deposition (ALD) is a thin film deposition technique that allows for the precise control of film thickness at the atomic level. This is particularly important as the devices shrink in size, as it enables the fabrication of ultra-thin and conformal films. ALD exposes the substrate to alternating gaseous precursors that react with the surface to deposit a layer of atoms one at a time. This method offers superb control of film thickness, composition, and conformality, making it an essential process for advanced semiconductor manufacturing.

Quantum dots and nanowires: These are being researched into ways that they could be used in making much smaller and more efficient electronic components material structures that benefit from quantum mechanics for better performances.

Innovation and future prospect

The present trends in the semiconductor industry are oriented toward modernization at a very high rate. Major areas of focus remain quantum semiconductors, flexible electronics, and miniaturization technologies. These new cutting-edge developments are pushing this industry toward more efficient and cost-effective solutions, especially in the context of emerging applications like autonomous vehicles and energy-efficient chips. The future roadmap of the industry is forecasted to be one of low power consumption, low e-waste generation, and alternative raw materials to respond to market demand and regulatory policy. What is more, the semiconductor industry being an emerging market can be proved from the aspect that the sale of electronic goods will boost up to \$1 trillion by 2030, indicating the huge space for development and technology development in this industry. This underlines the critical role semiconductors play in driving economic growth, national security, and technological innovation, which supports continued research and development efforts to ensure leadership in microelectronics manufacturing and a sustainable future for the industry as a whole.

Flexible electronics, otherwise known as flex circuits, are a technology where the mounting of electronic devices is done on flexible plastic substrates. This feature brings along several advantages over their traditional counterpart, rigid electronics, which include flexibility and durability. They are bendable, foldable, and even rollable without sustaining any damage; hence, they are highly

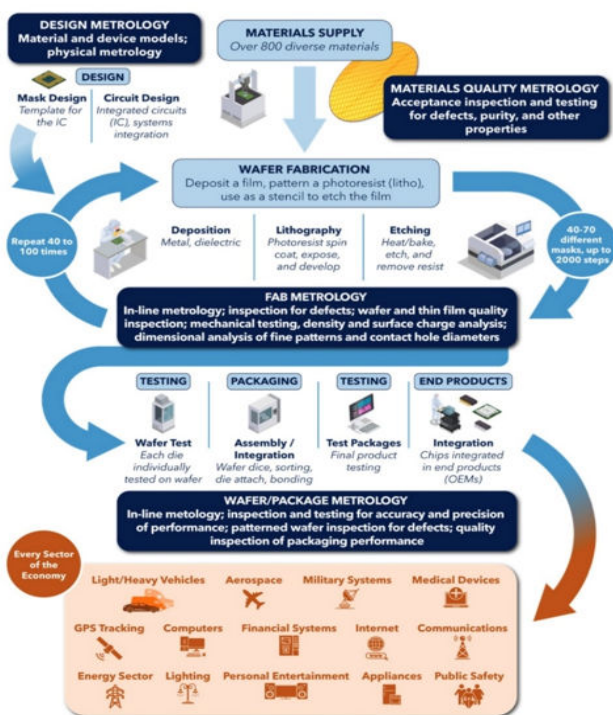


Figure 18: A comprehensive overview of the semiconductor fabrication process, detailing the steps from materials supply and wafer fabrication to testing and integration. The diagram highlights the critical role of metrology in ensuring quality and precision at each stage, from design through to end products utilized across various sectors of the economy.

applicable where space is limited or, inversely, flexibility is very essential. They are resistant to some tough environmental conditions and suffer less mechanical damage. Applications of flexible electronics include flexible displays, RFID tags, flexible sensors, and memories. They find special applications in those areas where traditional devices are hard to apply, like wearable devices, medical implants, and automotive systems.

Quantum semiconductors, which harness the principles of quantum mechanics, are about to revolutionize the semiconductor industry. Quantum computing, for example, uses quantum bits' qubits, which can be in a superposition, thus enabling one qubit to process multiple information bits simultaneously. This increases the speed of processing of certain types of tasks exponentially. Technologies like these have enormous potential for performance enhancement and could change industries. Quantum computers can solve complex problems much faster than classical computers; therefore, they would be suitable for applications such as cryptography, artificial intelligence, and simulation of complex systems. Quantum computing has the potential to be huge in epidemiology, cryptography, machine learning, and data analysis due to its power to enhance capabilities and efficiency.

Miniaturization: This miniaturization of semiconductors has been behind the advancement of modern electronics. The progress emanates from Moore's Law, which has facilitated the development of small and highly efficient gadgets. Key among these developments is Deep Submicron Technology. Other techniques, such as lithography and etching, have made it possible to create semiconductor devices in the submicron regime, increasing their performance and efficiency. Fin Field-Effect Transistors came to introduce better performance and reduce leakage in nano-scale devices.

Advanced lithography technique such as extreme ultraviolet lithography uses shorter wavelengths to create even smaller features, thus essential in manufacturing advanced nano-scale semiconductors.

The semiconductor industry is poised to continue its rapid pace of innovation, driven by cutting-edge technologies that will transform the landscape of electronic devices.

Opportunity and areas of expansion

Semiconductors present vast opportunities for growth and impact across various sectors such as renewable energy, healthcare, and telecommunications. In terms of growth, the sector is already witnessing high growth and diversification, contributed by rapid technological progress and growing demand from different industries (Figure 19).

One major area of development in this regard has been playing out with the role of artificial intelligence within this semiconductor landscape. The AI-related semiconductor market was expected to grow from \$6 billion in 2020 to over \$30 billion in 2022, Representing Compound Annual Growth (CAGR) of nearly 50% in less than three years alone. The high demand from AI for advanced processing capability will drive growth in microprocessors and memory chips and hence become a key area for investment and development. Moreover, the application of AI technologies in semiconductor manufacturing processes—product development, risk assessment, and defect classification has taken a different route with the intervention of deep learning and machine learning techniques, further propelling the industry.

The rollout of 5G technology is creating large opportunities for semiconductor manufacturers. With faster and more efficient communication devices requiring advanced chipsets, this has increased their demand, especially those chipsets designed for Internet of Things applications. The integration of IoT and AI into telecommunications is expected to drive further growth in this sector. The convergence will come up with some of the cutting-edge technologies and improve communication infrastructure, thus strengthening the role of semiconductors in modern telecommunications.

Semiconductors drive most of the renewable energy technologies, from solar inverters to energy management systems. As the world is moving into sustainable energy, the demand for semiconductors that facilitate the process of energy conversion and storage will rise. This opens up huge opportunities for companies to innovate and widen product lines in this field. Another solution would be the progress in material research that can be done to make semiconductors relatively cheap and more effective. It would be realized through the development of energy-efficient chips and manufacturing processes.

Healthcare is increasingly being driven by semiconductor technology that is powering medical devices, diagnostics tools, and telehealth solutions. Increased patient monitoring, data collection, and analysis within healthcare devices pertaining to the domains of AI and IoT open new fields of device application and correlated semiconductors. This trend supports the market growth of semiconductors in healthcare delivery improvement and better patient outcomes.

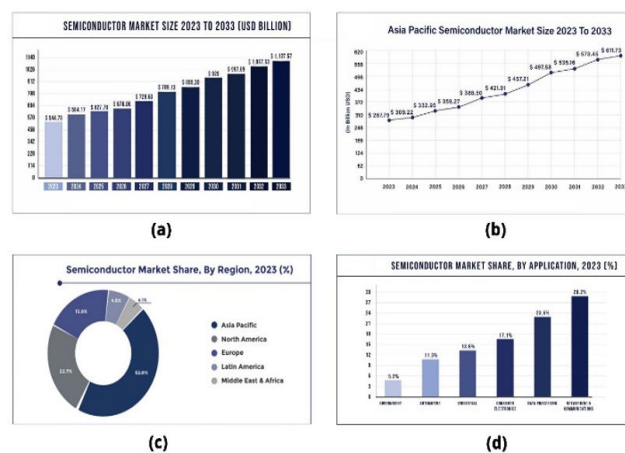


Figure 19: (a) Projected global semiconductor market size from 2023 to 2033 (USD Billion). The market is expected to grow from \$544.78 billion in 2023 to \$1,137.57 billion in 2033. (b) Projected semiconductor market size in the Asia Pacific region from 2023 to 2033 (USD Billion). The market is anticipated to increase from \$287.79 billion in 2023 to \$611.73 billion in 2033. (c) Semiconductor market share by region in 2023 (%). The Asia Pacific region leads with 52.8%, followed by North America (22.7%), Europe (15.8%), Latin America (4.5%), and the Middle East and Africa (4.1%). (d) Semiconductor market share by application in 2023 (%). The largest share is held by networking and communications (29.2%), followed by data processing (23.6%), consumer electronics (17.1%), industrial (13.6%), automotive (11.3%), and government (5.2%).

Geopolitical dynamics are reshaping the semiconductor industry given the increasingly important role that manufacturing plays in ensuring both national security and economic stability. Government incentives become a leading force in expanding companies to new

regions, especially for greenfield investments where the focus is both sustainability and supply chain security. This development sets the stage for companies to do business in locations away from traditional strongholds of the semiconductor industry, therefore engendering a more diversified and resilient global semiconductor supply chain.

The semiconductor industry faces a talent shortage. It has therefore been exposed to be the imperative of workforce development. Firms have to invest in a skilled workforce through the delivery of training and retention programs to ensure that skilled workers are geared up for increasing sector demand. This 'talent-oriented' approach will be critical to staying competitive and driving innovation while maintaining the growth momentum of the industry (Figure 19).

The future of the semiconductor industry is therefore niche in innovating and adapting. It makes possible the advancement in the most critical sector.

Sustainability and SDG alignment

The semiconductor industry underpins sustainable development and achievement of the United Nations SDGs. Given the constantly growing demand for semiconductors to match strides in technology and transition to a low-carbon economy, the industry must adopt practices that promote energy efficiency, waste reduction, and the use of eco-friendly materials.

Semiconductors are integral to numerous applications that enhance energy efficiency, particularly in the context of SDG 7, which focuses on ensuring access to affordable, reliable, sustainable, and modern energy for all. Research shows a significant focus on SDG 7 (Affordable and Clean Energy), accounting for 68.9% of semiconductor-related SDG publications from 2017 to 2022 (Figure 20). This calls for inventions like low-power chips and energy-efficient designs to save the general energy consumption of the devices. The industry is working on complex manufacturing challenges with data-driven approaches, coupled with advanced modeling techniques, to allow more sustainable practices. Universities contribute to SDG 7 by promoting energy sustainability and efficiency through research and knowledge transmission.

The semiconductor climate consortium, founded in 2022, marks the industrywide push to increase energy efficiency and reduce emissions throughout the semiconductor life cycle. This collaborative approach aims to meet the Paris agreement goals by fostering standards and practices that lower energy uses in semiconductor manufacturing and application. Product design has increasingly included energy efficiency as a prime criterion, and companies have been optimizing Power, Performance, and Area (PPA) to make chips not only become better performers but also be frugal with their power consumption thereby reducing lifetime emissions and operational cost.

The semiconductor industry faces significant challenges regarding waste generation and resource use, which are critical to achieving SDG 12: Responsible consumption and production. Closed-loop manufacturing processes can facilitate the recycling and reuse of materials within the semiconductor production cycle. This approach minimizes waste and reduces the reliance on raw material extraction, aligning with circular economy principles. The development of efficient recycling methods and the exploration of biodegradable materials are essential for mitigating the environmental impact of electronic waste. Research is ongoing in the development of semiconductor components that can be easily repaired, refurbished, or recycled to extend their lifecycle and reduce landfill contributions.

The transition to sustainable materials is vital for the semiconductor industry to align with SDG 9, which emphasizes building resilient infrastructure, promoting inclusive and sustainable industrialization, and fostering innovation. Focus is also placed on the development of new materials that are recyclable or biodegradable. This ranges from research into plant-based polymers and other sustainable alternatives that can replace traditional semiconductor materials to reduce environmental impact during production and upon disposal. Many semiconductor manufacturers are committing to the use of renewable energy sources in their operations. Companies like Intel and TSMC are driving this shift, having set targets to source a large part of their energy from renewable sources by 2030 to reduce carbon emissions and thereby aid in the global transition to sustainable energy.

Sustainable practices in related sectors, such as construction, also align with multiple SDGs, including SDG 7, SDG 9 (Industry, Innovation, and Infrastructure), and SDG 11 (Sustainable Cities and Communities). However, there is a need for increased collaboration between academia and industry to amplify the impact of semiconductor innovations on the SDGs. Semiconductor companies are actively working towards reducing energy consumption and waste through initiatives like developing low-power chips and utilizing recyclable materials, thus contributing to SDG targets such as affordable and clean energy, responsible consumption, and industry innovation. This focus on energy efficiency, waste reduction, and eco-friendly materials reflects a broader trend across industries towards sustainable practices, emphasizing the importance of technological advancements in achieving environmental and social objectives. Additionally, the engagement of Multinational Corporations (MNCs) in sustainable development programs further underscores the significance of semiconductor companies' efforts in addressing global challenges and promoting positive externalities.

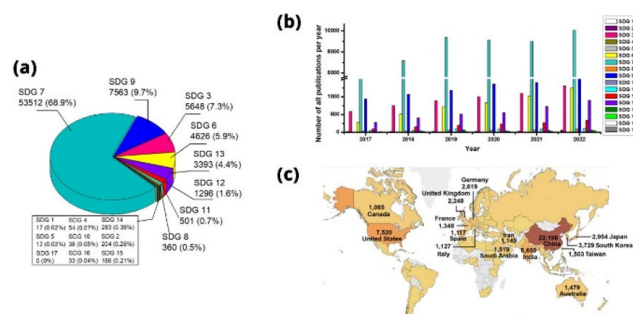


Figure 20: (a) Number of semiconductor-related publications from 2017 to 2022 by SDG program. (b) Number of SDG-related publications on semiconductors per year from 2017 to 2022. (c) Countries contributing to SDG 7-related publications from 2017-2022.

Conclusion

The future of semiconductor technologies is replete with potential and innovation. Technologies that form the basis for most modern electronics have continually been evolving to bring new solutions to contemporary challenges in energy efficiency, computational power, and sustainability. This review underlines important key advancements in semiconductor materials and processes, underscoring those sustainable practices will play a critical role in the future of the industry. By integrating cutting-edge innovations with environmental consciousness, the semiconductor industry can lead the way toward a more sustainable technological future. Green technologies must hold

priority in future research and development for the progress in the semiconductor technologies ahead. There is much hope in the future journey with several opportunities for growth and development in both established and emerging applications.

References

1. Sweidan OD (2024) The geopolitics of technology: Evidence from the interaction between the United States and China. *Russ J Econ* 10: 130-150.
2. Kumar S (2024) Semiconductor Geopolitics-Past, Present, and Future: Book review of 'When the Chips Are Down: A Deep Dive into a Global Crisis' by Pranay Kotasthane and Abhiram Manchi. *Indian Public Policy Rev* 5: 171-174.
3. Bu Q (2024) Can de-risking avert supply chain precarity in the face of China-US geopolitical tensions? From sanctions to semiconductor resilience and national security. *Inter Cybersecurity Law Rev* 5: 413-442.
4. Germann J, Rolf S, Baines J, Starrs SK (2024) A chip war made in Germany? US techno-dependencies, China chokepoints, and the German semiconductor industry. *Politics Gov* 12.
5. Suresh S (2013) Semiconductor nanomaterials, methods and applications: A review. *Nanosci Nanotechnol* 3: 62-74.
6. Wilson AH (1931) The theory of electronic semi-conductors. *Proceedings of the Royal Society of London. Series A, Containing Papers of a Mathematical and Physical Character*, 133: 458-491.
7. Terna AD, Elemike EE, Mbonu JI, Osafire OE, Ezeani RO (2021) The future of semiconductors nanoparticles: Synthesis, properties and applications. *Mater Sci Eng B* 272: 115363.
8. Łukasiak L, Jakubowski A (2010) History of semiconductors. *J Telecommun Inf Technol* 3-9.
9. Busch G (1989) Early history of the physics and chemistry of semiconductors—from doubts to fact in a hundred years. *Eur J Phys* 10: 254.