



Market Analysis

Market Analysis Report on Renewable & Non-Renewable Energy

Hashem Nehrir

Research Professor, Electrical and Computer Engineering Department,
Montana State University-Bozeman, USA. Email: hnehrir@ece.montana.edu

Global Market Data Analysis:

14th International Conference on Renewable & Non-Renewable Energy will be organized on April 16-17, 2020 in Singapore City, Singapore on the Theme "Research At The Interface Of Energy And Sustainability" aims to gather eminent scientists, research scholars and educationists and professionals to express their views on the latest technologies, trends, and concerns in Infectious diseases. It focuses on addressing the constant effort being made by scientist and scholars to improve the existing and inventing novel technologies for future. Energy 2020 conference provides a platform for organizations, companies, associations, societies, institutions, statutory bodies and other authorities and individuals interested in presenting their thoughts on stroke procedures and services.

Scope and Importance:

14th International Conference on Renewable & Non-Renewable Energy which is going to be largest platform where you can exchange your ideas and learn novel concepts related to your field from the international speakers as well as the professionals participating in this symposium. We want to take every individual related to this field either to learn or share your experience in this field and improve your connections from the entire globe. It's important to share knowledge with others due to a newly generated problem. For that, they need a platform to share their knowledge. We could say we create a golden opportunity for those people to expose their knowledge through this conference. This conference helps to distribute new information, meet with current and potential customers, give a touch to a new product line, and receive name recognition at this 2-days event. World-renowned speakers, the most recent techniques and the advanced updates in the environment are hallmarks of this conference.

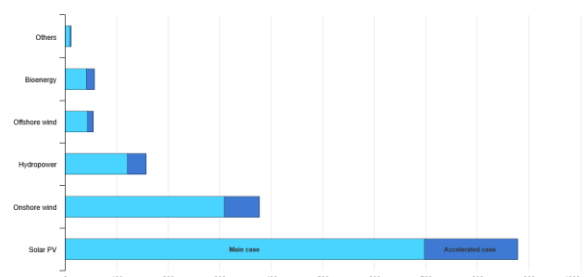
Market research:

The global renewable energy market was valued at \$928.0 Billion in 2017, and is expected to reach \$1,512.3 Billion by 2025, registering a CAGR of 6.1% from 2018 to 2025. Renewable energy technologies convert the energy from different natural sources such as sun, tides, wind and others, into its usable forms such as electricity. Energy 2020 focuses on bringing together renewable and non-renewable energy experts, policy makers, economists, academicians and students to discuss the current state of research and development in energy strategies. Today's market is fragmented as hydro and sea control, wind vitality, sun powered vitality, bioenergy, and geothermal vitality. By end client, it is grouped into private, business, and mechanical and others

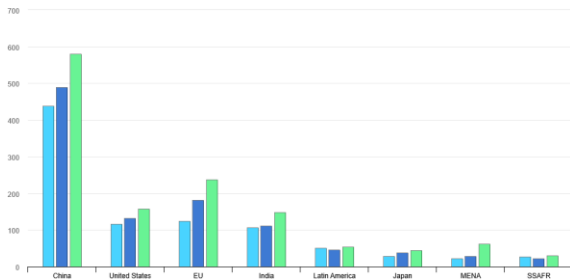
It emphasizes talks on Economics of Renewable Energy and Non-Renewable Energy, Smart Grid Systems, Advanced Energy Storage Materials, Nuclear Energy, Hybrid Renewable Energy Approaches, etc. to arrive at possible solutions in the near future for better development in this sector.

The urbanization of the human people is on the peril of transmission of numerous irresistible advertisers. Right now, >80% of individuals live in developing nations, rising event of irresistible infirmities, developing use to upgrade the entrance cost of cures of these ailments, developing undertakings and making awareness around medicines and finding of those circumstances, and developing logical preliminary research for development of late pills are no doubt to be the components chargeable for blast of this commercial center. Nonetheless, absence of learning and medications for these disarranges and low appropriation of cures is elements to restriction the development in the coming years.

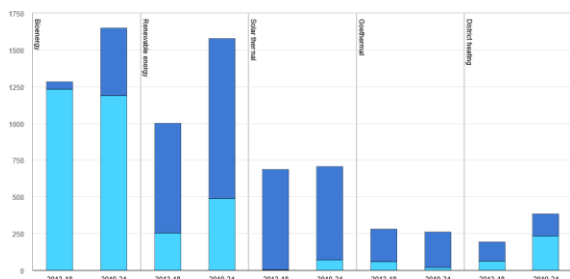
Renewables 2019 is the IEA market analysis and forecast from 2019 to 2024 on renewable energy and technologies. It provides global trends and developments for renewable energy in the electricity, heat and transport sectors. The analysis this year contains an in-depth look at distributed solar PV, which is set to more than double in capacity in the next five years, accounting for almost half of all solar PV growth. The report assesses the current state of play of distributed solar PV and maps out its huge growth potential in the coming years. Renewable power capacity is set to expand by 50% between 2019 and 2024, led by solar PV. This increase of 1 200 GW is equivalent to the total installed power capacity of the United States today. Solar PV alone accounts for almost 60% of the expected growth, with onshore wind representing one-quarter. Offshore wind contributes 4% of the increase, with its capacity forecast to triple by 2024, stimulated by competitive auctions in the European Union and expanding markets in China and the United States. Bioenergy capacity grows as much as offshore wind, with the greatest expansions in China, India and the European Union. Hydropower growth slows, although it still accounts for one-tenth of the total increase in renewable capacity. In Renewables 2019's accelerated case, renewable capacity growth could be 26% (1 500 GW) higher than in the report's main forecast. The accelerated case requires that governments address three main challenges: 1) policy and regulatory uncertainty; 2) high investment risks in developing countries; and 3) system integration of wind and solar in some countries. Solar PV is the single largest source of additional expansion potential, followed by onshore wind and hydropower.



China accounts for 40% of global renewable capacity expansion over the forecast period. The forecast for China is higher than last year because of improved system integration, lower curtailment rates and enhanced competitiveness of both solar PV and onshore wind. A more optimistic outlook for the European Union results from higher planned renewables auction volumes and faster distributed solar PV growth in member states to meet renewable energy targets. In the United States, wind and solar PV developers are rushing to complete projects before federal tax incentives end, while corporate power purchase agreements (PPAs) and state-level policies contribute to growth.

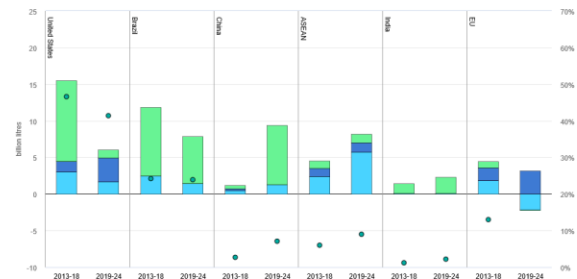


Heat generated from renewable energy is set to expand by one-fifth between 2019 and 2024. Buildings account for over half of global renewable heat growth, followed by industry. China, the European Union, India and the United States are responsible for two-thirds of the global increase in renewable heat consumption over the forecast period. However, renewables' share of global heat consumption increases only marginally, from 10% today to 12% in 2024. Overall, renewable heating potential remains vastly underexploited and deployment is not in line with global climate targets, calling for greater ambition and stronger policy support.



Renewable electricity used for heat is forecast to rise by more than 40%, a similar increase to that of bioenergy, accounting for one-fifth of global renewable heat consumption by 2024. This growth results mainly from a rising share of renewables in electricity generation and, to a lesser extent, greater electrification of end uses. Modern bioenergy remains by far the largest source of renewable heat by 2024. More than two-thirds of bioenergy growth is forecast to occur in the industry sector, mostly in India, China and the European Union. Total biofuel output is forecast to increase 25% by 2024. In 2018, production grew at its fastest pace for five years, propelled by a surge in Brazil's ethanol output. Overall, Asia accounts for half of the growth, as its ambitious biofuel mandates aimed at reinforcing energy security boost demand for agricultural commodities and improve air quality. In addition to biofuels, renewable electricity provides around 10% of renewable

energy in transport by 2024, most of which is in China. China is set to have the largest biofuel production growth of any country. The rollout of 10% ethanol blending in a growing number of provinces and increasing investments in production capacity drive a tripling of ethanol production by 2024. Brazil registers the second-largest growth, boosted by the introduction of the Renovabio programme in 2020. The United States and Brazil still provide two-thirds of total biofuel production in 2024.



Conclusion:

Energy 2020 will bring together experts like Academic Professionals, Business Professionals, Diabetologists, Microbiologists, Doctors, Endocrinologists, Physicians, Researchers, Students, Medical practitioners, Care specialists, academic professionals and students from all over the world to share an interest in the genetic pathways underlying Infectious diseases, techniques to identify those genetic pathways, and the use of genetics and genomics as tools to develop therapeutics. The change in the act of Infectious from an indicative to a diagnostic to a therapeutic specialty has empowered researchers to settle on progressively critical choices and suggestions for patients.

References:

<https://www.britannica.com/science/energy>
<https://en.wikipedia.org/wiki/Energy>
<https://physics.info/energy/>