



## Research Article

# Physical “I” At Disabled People with a Late Lesion Musculoskeletal System

Goltsov AV, Shmeleva SV\*, Udodov AG, Alifirov AI and Romanova AV

### Abstract

Damage to the musculoskeletal system leads to the change in the physical and functional characteristics of the person. This causes a change in the person's image of his physical “I”. Being the main component of a holistic self-perception, the transformation of the image of the physical “I” or its immutability can seriously weaken the adaptive mechanisms of higher nervous activity. In this regard, the study of the features of the image of the physical “I” in invalids due to severe physical trauma reveals the deep neuropsychological mechanisms of adapting them to the new conditions of life and helps to find ways of their psychological support. 146 persons of both sexes (76 men and 70 women) of the second adult age (on average,  $38,5 \pm 2,4$  years old), who became disabled due to severe physical trauma about 5 years ago, were examined. The subjects evaluated the degree of harmony between the level of personal significance and subjective attractiveness of certain anatomical, functional and image characteristics of the image of the physical “I”. Significantly significant differences were recorded in the indicators of “anatomical” and especially “functional” characteristics of the image of the physical “I”. In indicators of the image characteristics of the physical “I”, there was no sign of any difference between their personal significance and their self-esteem among the disabled. The increase in the subjective significance of his physical qualities revealed by disabled people with a late defeat of the musculoskeletal system is a serious resource and “point of influence” for their psych correction after the physical defects they have received.

### Keywords

Invalids; Injuries of the musculoskeletal system; Trauma; Self-esteem

## Introduction

The optimal functioning of the organism is ensured by the well-coordinated work of all its systems [1,2]. The central place in maintaining homeostasis belongs to the interaction of the nervous and cardiovascular systems [3,4]. This is completely true for healthy people and persons having any pathology [5], including those who suffered severe injuries and became disabled in connection with the defeat of the musculoskeletal system [6,7]. The resulting psychological trauma is a serious test for the cardiovascular and especially the nervous system [8]. The resulting chronic stress forms a crisis of the individual, which requires from her great internal efforts to restore

optimal interaction with other people and with society as a whole. In this regard, studies on the problems of adaptation of people who have suffered severe physical injuries and become disabled as a result of them are very important. It is important to identify the psychological factors affecting the success of the process of adaptation of the individual to the new conditions of his life activity [9,10].

The defeat of the musculoskeletal system always entails a change in the appearance of a person, his physical and functional characteristic, which causes a change in his physical “I” [11]. Being personally significant, the image of the physical “I”, its transformation or, conversely, its immutability in a situation of traumatic stress can become serious obstacles blocking the adaptive mechanisms of higher nervous activity. In this regard, the study of the features of the image of the physical “I”, the patterns of its change in persons who have suffered severe physical injuries and become disabled as a result of them, ensures the disclosure of deep neuropsychological mechanisms, adapting them to the new conditions of their life activity and allows finding effective ways of their psychological support [12,13]. Objective: to assess the state of the image of the physical “I” in the disabled with a late defeat of the musculoskeletal system.

## Materials and Methods

176 persons of both sexes (76 men and 70 women) of the second adult age (an average of  $38,5 \pm 2,4$  years) who were disabled due to severe physical trauma about 5 years ago were examined.

To study the features of the image of the physical “I” personality, who suffered severe physical injuries and became in connection with this invalid, the following methods were used in the work:

A technique for assessing the subjective significance of the components of the image of the physical “I” [14]. With its help, the person's perception of his anatomical, functional and image-like characteristics of the image of the physical “I” was studied;

A technique for investigating the self-image of the image of one's physical “I” [15].

The data obtained during the study were subjected to statistical processing with the calculation of the arithmetic mean (M), the error of the mean value (m), and the determination of the reliability of differences in the mean values (t-Student's criterion).

## Results and Discussion

The results from the analysis of the ideal physical appearance and physical qualities of a person allow us to say that persons with a disability have functional characteristics without gender differences. All respondents with disabilities in almost 100% of cases when describing a person's physical “I” refer to the functional characteristics: strength, endurance, agility, flexibility. At the same time, anatomical characteristics are mentioned by them only in 58,95% of cases. It becomes clear that the significance of the structure of the body, the harmony of its proportions, growth, weight for the disabled is much less than that characteristic of healthy people [16,17].

In the course of the study, a discrepancy between the importance and self-esteem of the level of development of anatomical, functional

\*Corresponding author: Shmeleva Svetlana Vasilievna, Director of the Department of Adaptive Physical Culture and recreation Russian State Social University, Moscow, Russia, Tel: +7-915-147-98-32; E-mail: smelevasv@mail.ru

and external characteristics in subjects was revealed. Differences have touched on a fairly limited list of characteristics [18].

Most of the subjects were satisfied with their clothes, hair and accessories, that is, the image characteristics of the external appearance. Significant differences were recorded in the indicators of "anatomical" and especially "functional" characteristics of the image of the physical "I" (Table 1).

Subjects were satisfied with the image of the physical "I", as evidenced by the results of a comparative analysis of the studied indicators. In the characteristics of a face and his attractiveness, the reliability of the existing differences between personal significance and self-esteem was revealed only on the basis of "teeth" ( $t = 3,72, p < 0,001$ ). [21] The greatest number of differences between the personal significance of the anatomical signs of the physical "I" and their

**Table 1:** The personal significance and state of self-evaluation of the characteristics of the physical "I" in the disabled with late defeat in their musculoskeletal system.

Characteristics of the physical "I"	Subjective significance	self-evaluation	t	p
<b>Anatomic characteristics:</b>				
1. Face:				
Hair, points	5,7 ± 0,6	5,4 ± 0,6	0,38	>0,05
Skin, points	5,4 ± 0,6	4,3 ± 0,5	1,41	>0,05
Faceform, points	5,5 ± 0,6	4,8 ± 0,5	0,89	>0,05
Eyes, points	7,8 ± 0,8	6,6 ± 0,6	1,20	>0,05
Nose, points	6,4 ± 0,7	5,6 ± 0,6	0,87	>0,05
Lips, points	5,6 ± 0,6	5,4 ± 0,5	0,28	>0,05
Teeth, points	7,9 ± 0,8	4,7 ± 0,5	3,72	<0,001
Chin, points	5,8 ± 0,6	5,2 ± 0,5	0,76	>0,05
Face in a profile, points	7,8 ± 0,8	6,4 ± 0,7	1,32	>0,05
2. Figure:				
Height, points	6,5 ± 0,7	5,5 ± 0,6	1,09	>0,05
Weight, points	8,2 ± 0,8	4,3 ± 0,4	4,38	<0,001
Correctness of proportions, points	8,7 ± 0,9	5,4 ± 0,5	3,20	<0,01
Neck, points	6,2 ± 0,7	5,5 ± 0,6	0,76	>0,05
Shoulders, points	6,6 ± 0,7	5,9 ± 0,6	0,76	>0,05
Chest, points	8,6 ± 0,9	4,2 ± 0,4	4,49	<0,001
Waist, points	8,8 ± 0,9	6,4 ± 0,7	3,85	<0,001
Belly, point	7,2 ± 0,8	6,1 ± 0,6	1,10	>0,05
Hips, points	6,8 ± 0,7	6,2 ± 0,6	0,74	>0,05
Body in the front, points	5,7 ± 0,6	5,3 ± 0,5	1,12	>0,05
Body in profile, points	6,2 ± 0,6	5,9 ± 0,6	0,36	>0,05
Buttocks, points	4,2 ± 0,4	4,0 ± 0,4	0,32	>0,05
Contour line of back, points	6,7 ± 0,7	4,6 ± 0,5	2,56	<0,01
3. Legs:				
Shape of legs, points	8,9 ± 0,9	6,8 ± 0,7	1,84	>0,05
Top part, points	8,7 ± 0,8	7,2 ± 0,8	1,33	>0,05
Lower part, points	8,2 ± 0,8	6,5 ± 0,7	1,60	>0,05
Ankles, points	7,9 ± 0,8	7,2 ± 0,7	0,57	>0,05
Foot, points	7,6 ± 0,8	6,5 ± 0,7	1,04	>0,05
Length of legs, points	8,4 ± 0,9	7,7 ± 0,8	0,61	>0,05
4. Arms:				
Top part, points	6,9 ± 0,7	6,6 ± 0,7	0,30	>0,05
Lower part, points	7,2 ± 0,7	6,8 ± 0,7	0,40	>0,05
Wrists, points	6,9 ± 0,7	6,7 ± 0,7	0,20	>0,05
Brush, points	6,6 ± 0,7	6,6 ± 0,7	0	>0,05
Fingers, points	6,6 ± 0,8	6,2 ± 0,6	0,40	>0,05
Nails, points	4,4 ± 0,5	5,5 ± 0,5	1,55	>0,05
<b>Functional characteristics:</b>				
1. Force:				
Force of muscles of hands, points	8,8 ± 0,9	5,3 ± 0,5	3,39	<0,01
Force of muscles of legs, points	9,1 ± 0,9	5,7 ± 0,6	3,15	<0,01
Force of muscles of a back, points	9,4 ± 1,0	5,2 ± 0,5	3,75	<0,001
Strength of abdominal muscles, points	8,3 ± 0,9	6,8 ± 0,7	1,32	>0,05
2. Endurance:				
Power endurance, points	9,6 ± 1,0	6,4 ± 0,6	2,74	<0,01

Total endurance, points	9,7 ± 1,0	6,1 ± 0,6	3,08	<0,01
High-speed endurance, points	8,9 ± 0,9	5,9 ± 0,6	2,56	<0,05
3. Flexibility:				
Flexibility of the spine, points	8,9 ± 0,9	5,7 ± 0,6	2,74	<0,01
Flexibility of an ankle joint, points	7,5 ± 0,8	5,5 ± 0,6	2,00	<0,05
Flexibility of a hip joint, points	8,4 ± 0,8	6,1 ± 0,6	2,30	<0,05
Elastance of muscles and sheaves, points	8,2 ± 0,8	7,4 ± 0,8	0,71	>0,05
4. Speed:				
Speed of reaction, points	8,4 ± 0,8	6,9 ± 0,7	1,42	>0,05
Speed of movements, points	9,1 ± 0,9	6,3 ± 0,6	2,59	<0,05
5. Agility:				
Balance keeping, points	9,3 ± 0,9	6,6 ± 0,7	2,38	<0,05
Gait, points	9,3 ± 0,9	7,1 ± 0,8	1,83	>0,05
Clearness of movements, points	8,9 ± 0,9	7,4 ± 0,8	1,25	>0,05
<b>Social characteristics:</b>				
1. Clothes:				
Matching with fashion, points	6,7 ± 0,7	6,5 ± 0,7	0,24	>0,05
A combination of colors with skin color, eyes, hair, points	8,2 ± 0,8	7,9 ± 0,8	0,12	>0,05
Individual style, points	7,9 ± 0,8	7,7 ± 0,8	0,02	>0,05
Compliance with body proportions, points	8,7 ± 0,9	7,9 ± 0,8	0,67	>0,05
Compliance to an age, points	7,4 ± 0,8	7,7 ± 0,8	0,02	>0,05
Compliance of a social role, points	5,6 ± 0,6	5,8 ± 0,6	0,24	>0,05
2. Accessories:				
Shoes, points	8,8 ± 0,9	8,2 ± 0,9	0,47	>0,05
Headgear, points	8,4 ± 0,8	8,0 ± 0,8	0,35	>0,05
Bags, umbrellas, points	8,5 ± 0,9	8,4 ± 0,9	0,08	>0,05
Jewelry, points	8,7 ± 0,9	8,8 ± 0,9	0,08	>0,05
3. Cosmetics:				
Compliance with clothes, points	8,9 ± 0,9	8,9 ± 0,9	0	>0,05
Compliance with appearance type, points	8,7 ± 0,9	8,7 ± 0,9	0	>0,05

subjective self-esteem was revealed in the characteristics of the figure (body weight, harmony of proportions, chest, waist, back contour), which fully corresponds to the results of many studies devoted to identifying the features of the image of the physical "I" In persons who are not burdened with any diseases [19,20].

When comparing the subjective significance and self-assessment of the accounted functional characteristics, a mismatch was revealed for most of them. This can be explained by the results of previous psychological studies. The results obtained are a manifestation of deep dissatisfaction of the disabled with their functional capabilities [21,22]. The development of their violations are the main reasons for limiting their interaction with the society [23,24] and therefore pushed into the background the presence of anatomical defects [25,26].

In the indicators of the image characteristics of the physical "I", there was no sign of any difference between their personal significance and self-esteem among the disabled. Hence, their significance for the individual was hidden by dissatisfaction with the functional state of the organism and became secondary for the disabled.

## Conclusion

The defeat of the musculoskeletal system entails a change in the external appearance of a person, his physical and functional characteristics, and changes his image of the physical "I". Studies of changes in the image of the physical "I" in persons who have suffered severe physical injuries and become disabled as a result of them can ensure the disclosure of the deep neuropsychological mechanisms of

adapting them to the new conditions of their life activity and help find effective ways of their psychological support.

For the majority of subjects, significant differences were recorded in the indicators of "anatomical" and especially "functional" characteristics of the image of their physical "I". In the external characteristics of the physical "I", the invalids did not distinguish between their personal significance and self-esteem in any of the characteristics. The increase in the subjective significance of his physical qualities revealed by disabled people with a late defeat of the musculoskeletal system is a serious resource and "point of influence" for their psycho-correction after the physical defects they have received.

## References

- Skoryatina IA, Zavalishina SYU, Makurina ON, Mal GS, Gamolina OV (2017) Some aspects of Treatment of Patients having Dislipidemia on the Background of Hypertension. Prensa Med Argent 103: 3.
- Glagoleva TI, Zavalishina SYU (2017) Aggregation of Basic Regular Blood Elements in Calves during the Milk-feeding Phase. Annual Research & Review in Biology 17: 1-7.
- Skoryatina IA, Zavalishina SYU (2017) A Study of the Early Disturbances in Vascular Hemostasis in Experimentally Induced Metabolic Syndrome. Annual Research & Review in Biology 15: 1-9.
- Skoryatina IA, Medvedev IN, Zavalishina SYU (2017) Antiplatelet control of vessels over the main blood cells in hypertensives with dyslipidemia in complex therapy. Cardiovascular therapy and prevention 16: 8-14.
- Zavalishina SYU, Medvedev IN (2017) Comparison of opportunities from two therapeutical complexes for correction of vascular hemostasis in hypertensives with metabolic syndrome. Cardiovascular therapy and prevention 16: 15-21.








6. Mikhaylova IV, Shmeleva SV, Makhov AS (2015) Adaptive chess educational technology for disabled children. Theory Practice Physical Culture 7: 38-41.
7. Bonkalo TI, Shmeleva SV, Zavarzina OO, Dubrovinskaya Yel, Orlova YuL (2016) Peculiarities of interactions within sibling subsystem of a family raising a child with disabilities. Res J Pharm Biol Chem Sci 7: 1929-1937.
8. Strelkov VI, Zavarzina OO, Shmeleva SV, Kartashev VP, Savchenko DV (2016) Psychological barriers in college teacher's career «Helping professions». Res J Pharm Biol Chem Sci 7: 1938-1945.
9. Makhov AS, Stepanova ON, Shmeleva SV, Petrova EA, Dubrovinskaya EI (2015) Planning and Organization of Sports Competitions for Disabled People: Russian Experience. Biosciences biotechnology research Asia 12: 34-44.
10. Mikhaylova IV, Shmeleva SV, Makhov AS (2015) Information communication teaching aids in long-term training of chess players. Theory and Practice Physical Culture 5: 31.
11. Bassin FV (2003) On the strength of the "I" and psychological defense. Self-consciousness and protective mechanisms of personality: reader. Samara, 224.
12. Berezin FB (1988) Mental and psychophysiological adaptation of man. Leningrad: Nauka, 326.
13. Berezina TN (2013) Reserve the possibilities of man. Moscow: Kogito-Center, 112.
14. Sokolova ET, Dorozhevets AN (1985) The study of the image of the body in foreign psychology. Bulletin of Moscow University. Series 14 Psychology 4: 39-49.
15. Cherkashina AG (2012) The image of the physical "I" in the self-relationship of girls 17-18 years. Samara, 80.
16. Shmeleva SV, Goltsov AV (2016) Features of the image of the physical "I" in the disabled with the defeat of the musculoskeletal system. Scientific notes of the Russian State Social University 15: 87-95.
17. Shutova NV, Suvorova OV, Kuassi AP (2015) The influence of the physical self of the self-image on the self-relationship of the personality that is being formed. Modern high technology 12: 169-174.
18. Ulyayeva LG (1998) Methods for assessing the formation of the I-physical image of those engaged in taekwondo. Jubilee collection of scientific works of young scientists and students of the RGAFK. Moscow, 192-197.
19. Goryachev VV (2013) The physical image of "I" as an element of the corporal consciousness of schoolchildren. Human. Sport. Medicine 3: 11-13.
20. Vorobyeva NV (2017) Physiological Reaction of Erythrocytes' Microrheological Properties on Hypodynamia in Persons of the Second Mature Age. Annual Research & Review in Biology 20: 1-9.
21. Shibusani T (2000) I-concept. Psychology of self-consciousness. Ed. D.Ya. Raygorodsky. Samara: BAHRAH, 245-269.
22. Bikbulatova AA, Andreeva EG (2017) Dynamics of Platelet Activity in 5-6-Year Old Children with Scoliosis Against the Background of Daily Medicinal-Prophylactic Clothes' Wearing for Half A Year. Biomed Pharmacol J 10.
23. Bikbulatova AA (2017) Dynamics of Locomotor Apparatus' Indices of Preschoolers with Scoliosis of I-II Degree Against the Background of Medicinal Physical Training. Biomed Pharmacol J 10.
24. Medvedev IN, Lapshina EV, Zavalishina SYu (2010) Experimental methods for clinical practice: Activity of platelet hemostasis in children with spinal deformities. Bull Exp Biol Med 149: 645-646.
25. Amelina IV, Medvedev IN (2009) Relationship between the chromosome nucleoli-forming regions and somatometric parameters in humans. Bull Exp Biol Med 147: 77-80.
26. Medvedev IN, Nikishina NA (2010) Reactance of analyzing areas of brain in the course of informative activity in elderly people. Advances in gerontology 23: 421-423.

## Author Affiliations

Top

Russian State Social University, Moscow, Russia

### Submit your next manuscript and get advantages of SciTechnol submissions

-  80 Journals
-  21 Day rapid review process
-  3000 Editorial team
-  5 Million readers
-  More than 5 
-  Quality and quick review processing through Editorial Manager System

Submit your next manuscript at • [www.scitechnol.com/submission](http://www.scitechnol.com/submission)