



## Sustainable Energy Harvesting for Self-Powered Micro/Nanosystems Enabled by Nanotechnology

VS Chandrika<sup>1\*</sup>, TS Karthik<sup>2</sup>, J Bhaskaran<sup>3</sup>, Hemanth B<sup>4</sup>, MK Loganathan<sup>5</sup> and Praveenkumar C<sup>6,1</sup>

### Abstract

The section provides an overview of energy collecting techniques that have the ability to energize nanosystems. The focus of our discussion is on methods apart from the well-known solar panel and thermoelectrics. The piezo nanomaterials made using aligned ZnO nanowire arrays are the focus of this paper. This is a base improving in manufacturing sector for transforming movement energy, vibration energy, and hydraulic energy into power for self-energized nanostructures.

**Keywords:** Nanomaterials; Self-energized system; Energy storage

### Introduction

Discovering sustainable, ecological, and clean sources of energy is the most pressing problem facing human humankind's long-term growth [1,2]. Injectable biosensors, ultrasonic biochemical and computational modeling sensors, nanorobotics, remote or mobile monitoring devices, homeland security, or even personal computers gadgets all produce power and technology to operate independently and continuously. A Nano robot, for instance, is envisioned as a micro controller that can detect and adjust to its surroundings, handle things, make decisions, and execute complicated duties. However, finding a source of power that can run the nanorobot while introducing much mass is a major issue.

A power supply is required for an implanted wireless biosensor, which can be given actively or passively *via* recharging the battery. It is extremely desirable for connected technologies to be self-powered but without batteries, and it is even necessary for implantable medical technology. As a result, developing nanotechnology that gathers information from the environment for self-powering such nanomaterial's is critical. This is an important step on the path to self-powered nano systems [3]. If only a tiny portion of this energy could be turned into energy, it could be enough to run modest biomedical equipment [4].

Microbes can be utilized to convert electrical bio convertible substrate into energy, with the bacterium acting as an electrode and electron flowing from the discharge *via* a resistance [5]. Direct glucose battery

packs have been demonstrated to last 150 days in animal testing. All eukaryotic creatures, like humans, have oxygen and glucose in their cells and tissues. As a result, it is feasible to utilise a single SnO<sub>2</sub> nanobelt to Detect Dimethyl Methylphosphonate (DMMP), a nerve agent stimulator, at a concentration of 50 ppb [6].

Using fuel consumption, vibrations, and Piezo (PZ) pulsation, researchers have devised different techniques for recycling power for mobile wireless nano electronics [7]. Photovoltaic (PV) is a well-known energy scavenging technique that uses a photon- electron excitation mechanism in organic semiconductors to transform sunlight into electricity. Our cells have the ability to create sufficient electricity to produce a variety of therapeutic devices, such as medication delivery systems, diagnostic instruments, and human enhancement technologies, in the human body [8].

Enzymes have been considered as a potential source of energy for future macroscopic systems [9]. The engines are powered by the ATP, which would be made up of covalently bonded adenine, ribose, and three phosphate groups. When the initial phosphate person exhales, a substantial quantity of energy is accompanied by the release of Adenosine Diphosphate (ADP), which is indicated by a coenzyme. If more force is generated, the additional phosphate is released, resulting in Adenosine Mono Phosphate (AMP) [10]. The energy generated is needed for photosynthesis, movement and dynamic ion and chemical transportation through cellular membrane. The chemical energy created by the oxidation of food is used to dephosphorylate ADP and AMP, which refuels ATP. As a result of this notion, ATP may be used as a battery charger within the human body.

The difference in energy between the two ends determines the voltage produced. The Dielectric constant often called the thermal energy or thermo power, is the constant of proportionality. This is the mechanical foundation for a thermometer, which is commonly used to monitor temperature. The amplitude of a generated thermoelectric voltage caused by temperature differential across a material is defined by its Seebeck coefficient. Charge particles throughout the substance, whether electron or holes, leak from the hot to the cold end whenever a temperature differential is introduced, similar to how a classic gas expands when warmed. Moving mobile leading provider to the cold side leave the opposite charges and stationary nucleus on the warm side, resulting in a thermodynamic voltage.

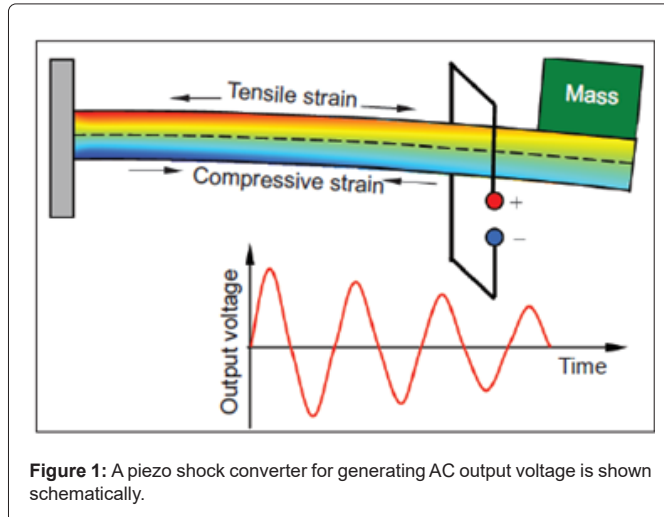
Among the most intriguing topics in nanotechnology is thermoelectric [11]. One-dimensional nanoparticles like Bi and BiTe, which have a high thermal conductivity but a high electrical conductivity, are particularly useful for increasing thermal energy. And the need to maintain a greater temperature differential between both the opposite edges of the gadget, electrical devices are typically huge.

Researchers have used three types of mechanical sensors to create vibration-based power stations: magnetic, electromagnetic, and piezo. In a tight circuit, a magnetic microgenerator uses a rotating magnetic or coils to embed and oscillating electric charge. The innovation produces large buildings ranging from 175 cm, going to explore vibratory distances from 50 Hz to 5 kHz which stimulate pneumatic fluctuations among one micrometre or over one millimetre, and producing energy ranging from thousands of W from over one kw.

\*Corresponding author: Chandrika VS, Department of Electrical and Electronics Engineering, Associate Professor, KPR Institute of Engineering and Technology, Coimbatore, India, E-mail: chandrika@gmail.com

Received: August 31, 2021 Accepted: September 15, 2021 Published: September 22, 2021

The double piezo beams with a weight just at terminus is used in a conventional piezo shock converter Figure 1. When gravitational



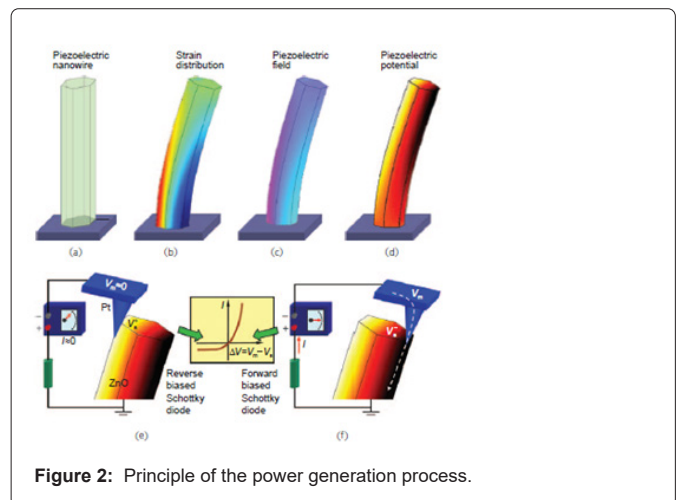
acceleration the beams below, the upper piezo layer suffers stress distribution, whereas the lowest part suffers stress concentration, leading in positive and negative power throughout the beam, respectively. As the load rotates backwards and forwards, a voltage difference is generated. This approach was the original concept for converting acoustic energy into electrical energy for microprocessors. Gravitation has a big part in causing the oscillation of the mass since this energy generator is quite enormous. This type has long had one of the most significant micro generators in portable wireless technologies.

### Piezoelectric Nanogenerators

As illustrated in Figure 1, gravity has practically little role in the mass motion when the beam size is in the nanoscale scale, therefore the suggested generator would not function. Nanoscale energy sources require innovation in order for nanodevices and nanosystems to function autonomously. We've looked at new nanomaterials for transforming mechanical power (like muscle stretching), vibration energy (like acoustic/ electromagnetic wave), and hydraulic energy (like bodily monitoring of blood flow) into electric energy which can be utilised to operate nanosystems even without usage of batteries [12].

The basic process for producing, isolating, and sustaining piezo charge in the NW is a link of piezo and super materials properties [13]. A stress voltage is created when an AFM tip bends a horizontal, flat ZnO NW, with the outside tension as well as the internal surface compression Figure 2(a-f). Inside the NW volume, the piezoelectric action generates a piezoelectric field  $E_z$  along the NW, with both the piezoelectric field parallel to the NW at the outermost layer and to the NW only at the internal surfaces Figure 2.

We'll next looking at how to calculate the voltage output. During the first step, the AFM sensitivity tip induces distortion by coming into contact with both the term of trade of electrostatic Figure 2. In the this instance, the Pt metal ZnO semiconductor (M-S) contact is a reverse-biased Schottky diodes Figure 3, and negligible current flows across the contained multiplicity to both the ZnO NWs n-type semiconductor features. That one is the act of producing, distributing, and receiving energy. As in second step, whenever the AFM tips are in

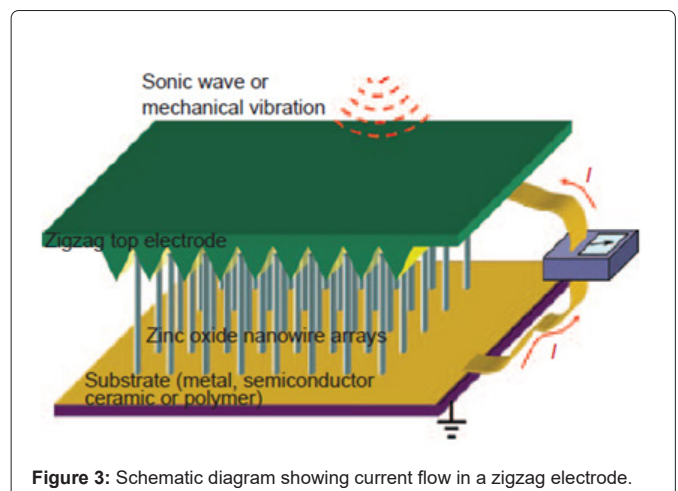


touch with both the compressed surface of a NW Figure 2, the metal tip ZnO connection is negatively biased for  $V = V_m$   $V_s > 0$ . The M S connection in this instance is a positively biased Schottky diodes, resulting in a rapid increase in the outgoing electrical current.

### Direct-current by ultrasonic wave

To begin, we should remove the usage of AFM for martensitic transformation of the NWs, allowing for a more flexible, transportable, and cost-effective method to power production on a wider scale. Second, every one of the NWs must create power at the same time and in the same amount, the power to be regained to electrical energy must come from the surroundings in the context of a pulse or vibrations, allowing the piezoelectric material to function "autonomously" and remotely. We've devised a novel strategy to solve these issues [14].

A zigzag Si electrodes covered with Pt covers a multitude of matched ZnO NWs inside the equipment shown in Figure 3. The Pt covering increases the conductivity of the electrodes while simultaneously forming a Schottky contact at the ZnO contact [15]. The upper device is connected up of similar zigzag trenches on a (001) orientated Si chip with such a thick Pt covering over topping.



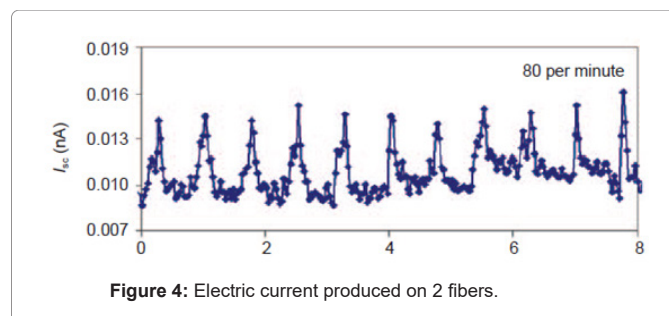
### Energy producer by polymer substrate

The instrumentation is generally depicted in Figure 3, where a zigzag

Si electrode coated with Pt covers an array of aligned ZnO NWs. The Pt covering not only increases the electrode's conductance.

### Fiber-based power shirt

We have to build nanogenerators that are based on elastic and bendable substrate and targeting lower frequencies vibrations (usually 10 Hz) to collect the power accessible from biological systems [16-24]. The zigzag electrodes have substituted with a grid of copper wire, as illustrated in Figure 4.



**Figure 4:** Electric current produced on 2 fibers.

The twist of the nanowires create output current during a cyclic comparative slide between both the two strands Figure 4. The fiber-based nanogenerator [25-31] can harvest energy *via* body movement, muscular stretch, gentle breeze, and vibrations.

### Conclusion

In general, this study discusses the many techniques for collecting information from the environment for reduced purposes which have been demonstrated. The piezoelectric motion generator is arguably the most successful technique for nanowires and nanotechnologies. A innovative nanogenerator has also been proved and it has the ability to encourage mechanical motion power (like physical movement, muscular straining, heart rate), vibration energy (like elastic waves), and hydraulic energy (like flow of bodily fluids, blood circulation, artery shrinkage, flexible liquid in natural world) into electrical power that may be used in various applications. By harvesting information from the environment, the technique might have major implications in wireless self-powered nanotechnology. It also Includes a way for charging batteries indirect.

### References

1. <https://www.science.org/toc/science/315/5813>
2. Materials Research Society (2008) Harnessing materials for energy. *MRS Bulletin* 33.
3. Wang ZL (2008) Self-powering nanotech, *Sci Am* 82: 87.
4. Tian B, Xiaolin Z, Kempa TJ, Fang Y, Yu N, et al. (2007) Coaxial silicon nanowires as solar cells and nanoelectronic power sources. *Nature* 449: 885-890.
5. Bond DR, Holmes DE, Tender LM, Lovley DR (2002). Electrode-reducing microorganisms that harvest energy from marine sediments. *Science* 295: 483-485.
6. Bachand GD, Montemagno CD (2002) Constructing organic/ inorganic NEMS devices powered by biomolecular motors. *Biomed. Microdevices* 2: 179-185.
7. Wang MD, Schnitzer MJ, Yin H, Landick R, Gelles J (1998) Block SM. Force and velocity measured for single molecules of RNA polymerase. *Science* 282: 902-907.
8. Kitamura H, Tokunaga M. Iwane AH, Yanagida TA (1999) Single myosin head moves along an actin filament with regular steps of 5.3 nanometres. *Nature* 397: 129-134.
9. Yasuda R, Noji H, Kinosita K, Yosida M (1998) F1- ATPase is a highly efficient molecular motor that rotates with discrete 120° steps. *Cell* 93: 1117-1124.
10. Noji H, Yasuda R, Yoshida M, Kinosita K (1997) Direct observation of the rotation of F1-ATPase, *Nature* 386: 2990-302.
11. Shi L, Li D, Yu C, Jang W, Kim D, et al. (2003) Measuring thermal and thermoelectric properties of one-dimensional nanostructures using microfabricated device. *J Heat Transfer* 125: 881-888.
12. Wang ZL, Song JH (2006) Piezoelectric nanogenerators based on zinc oxide nanowire arrays. *Science* 312: 242-246.
13. Noji H, Yasuda R, Yoshida M, Kinosita K (1997) Direct observation of the rotation of F1-ATPase, *Nature* 386: 299-302.
14. Wang XD, Song JH, Liu J, Wang ZL (2007) Direct- current nanogenerator driven by ultrasonic waves. *Science* 316: 102-105.
15. Qin Y, Wang XD, Wang ZL (2008) Microfiber-nanowire hybrid structure for energy scavenging. *Nature* 451: 809-813.
16. Song JH, Zhou J, Wang Z (2006) Piezoelectric and semiconducting coupled power generating process of a single ZnO belt/wire. A technology for harvesting electricity from the environment. *Nano Lett* 6: 1656-1662.
17. Zhou J, Xu NS, Wang ZL (2006) Dissolving behavior and stability of ZnO wires in biofluids: A study on biodegradability and biocompatibility of ZnO nanostructures. *Adv Mater* 18: 2432-2435.
18. Wang XD, Song JH, Liu J, Wang ZL (2007) Direct- current nanogenerator driven by ultrasonic waves. *Science* 316: 102-105.
19. Liu J, Fei P, Zhou J, Tummala R, Wang ZL (2008) Toward high output-power nanogenerator. *Appl Phys Lett*. 92: 173-105.
20. Gao PX, Song JH, Liu J, Wang ZL (2007) Nanowire nanogenerators on plastic substrates as a flexible power source. *Adv Mater* 19: 67-72.
21. Qin Y, Wang XD, Wang ZL (2008) Microfiber-nanowire hybrid structure for energy scavenging. *Nature* 451: 809-813.
22. Sneha P, Balamurugan K, Kalusuraman G (2020) Effects of fused deposition model parameters on PLA-Bz composite filament. In *IOP Conference Series: Materials Science and Engineering* 988.
23. Devaraj S, Malkapuram R, Singaravel B (2021) Performance analysis of micro textured cutting insert design parameters on machining of Al-MMC in turning process. *Int J Lightweight Mater Manuf* 4: 210-7.
24. Garigipati RK, Malkapuram R (2020) Characterization of novel composites from polybenzoxazine and granite powder. *SN Applied Sciences* 2: 1-9.
25. Yarlagaddaa J, Malkapuram R (2020) Influence of carbon nanotubes/ graphene nanoparticles on the mechanical and morphological properties of glass woven fabric epoxy composites. *INCAS Bulletin*. 12: 209-18.
26. Rama Krishna M, Tej Kumar KR, DurgaSukumar G (2018) Antireflection nanocomposite coating on PV panel to improve power at maximum power point. *Energy sources, Part A: Recovery, Utilization, and Environmental Effects* 40: 2407-14.
27. Yarlagaddaa J, Malkapuram R, Balamurugan K (2021) Machining studies on



- various ply orientations of glass fiber composite. In *Advances in Industrial Automation and Smart Manufacturing* 10: 53-769.
28. Sekaran K, Rajakumar R, Dinesh K, Rajkumar Y, Latchoumi TP, et al. (2020) An energy-efficient cluster head selection in wireless sensor network using grey wolf optimization algorithm. *Telkomnika* 18: 2822-2833.
29. Ranjeeth S, Latchoumi TP (2020) Predicting kids malnutrition using multilayer perceptron with stochastic gradient descent. *Rev d'Intelligence Artif* 34: 631-636.
30. Sridharan K, Sivakumar P (2018) A systematic review on techniques of feature selection and classification for text mining. *Int J Bus Inf Syst* 28: 504-518.
31. Vemuri RK, Reddy PCS, Kumar BP, Ravi J, Sharma, et al. (2021). Deep learning based remote sensing technique for environmental parameter retrieval and data fusion from physical models. *Arab J Geosci* 14: 1-10.

## Author Affiliations

[Top](#)

<sup>1</sup>Department of Electrical and Electronics Engineering, KPR Institute of Engineering and Technology, Coimbatore, India

<sup>2</sup>Department of Electronics and Communication Engineering, Aditya College of Engineering and Technology, Surampalem, AP, India

<sup>3</sup>Larsen and Toubro Ltd, Chennai, India

<sup>4</sup>Department of Mechanical Engineering, Vignan's Institute of Information Technology (A), Duvvada, Visakhapatnam, India

<sup>5</sup>Department of Mechanical Engineering, Assam Kaziranga University, Jorhat, Assam, India

<sup>6</sup>Department of Electrical and Electronics Engineering, Sri Ramakrishna Engineering College, Vattamalaipalayam, NGGO Colony Post, Coimbatore, India

## Submit your next manuscript and get advantages of SciTechnol submissions

- ❖ 80 Journals
- ❖ 21 Day rapid review process
- ❖ 3000 Editorial team
- ❖ 5 Million readers
- ❖ More than 5000 
- ❖ Quality and quick review processing through Editorial Manager System

Submit your next manuscript at • [www.scitechnol.com/submission](http://www.scitechnol.com/submission)